




With you

# MLC Insurance MLC Insurance (Super)

## Product Disclosure Statement



**Preparation date:**  
10 September 2012  
**Issue no:** 3

This PDS was prepared by  
MLC Limited  
ABN 90 000 000 402 AFSL 230694  
Issuer of MLC Insurance

and MLC Nominees Pty Limited  
ABN 93 002 814 959  
AFSL 230702 RSE L0002998  
Issuer of MLC Insurance (Super)

Trustee for The Universal Super Scheme  
ABN 44 928 361 101  
R1056778 SFN 281440944

# How to read this PDS

**This Product Disclosure Statement (PDS) is made up of six sections:**

## **Section 1**

**You're making the right choice with MLC**  
– details of our insurance products.

## **Section 2**

**Types of insurance available** – an overview of the types of insurance available.

## **Section 3**

**Structuring your insurance** – information on how to structure your insurance.

## **Section 4**

**How it all works** – general information on your insurance, including how to apply for and renew your insurance.

## **Section 5**

**Insurance glossary and general definitions**  
– information on the features and additional options of the types of insurance available and general definitions. Where you see words with initial capital letters such as Accident, these words have particular meanings which are explained in this section.

## **Section 6**

Critical Illness and Total and Permanent Disability (TPD) definitions.

You can find information on the **Interim Accident Insurance Certificate** on page 111.

**In this PDS you'll find the following terms used:**

### **For MLC Insurance**

|                  |              |   |
|------------------|--------------|---|
| <b>MLC/we/us</b> | refers to    | MLC Limited in its capacity as insurer and issuer of MLC Insurance. |
| <b>you/your</b>  | assumes that | you are both the policy owner and the life insured.                 |

### **For MLC Insurance (Super)**

|                                 |           |   |
|---------------------------------|-----------|---|
| <b>MLC/we/us</b>                | refers to | MLC Limited either in its capacity as insurer, or its capacity as administrator of the Scheme, on behalf of the Trustee.                |
| <b>MLC Nominees/the Trustee</b> | refers to | MLC Nominees Pty Limited in its capacity as the Trustee of The Universal Super Scheme (the Scheme) and issuer of MLC Insurance (Super). |
| <b>the Scheme</b>               | refers to | The Universal Super Scheme.   |
| <b>you/your/member</b>          | refers to | a member of MLC Insurance (Super) and the life insured.   |

### **Important information**

The information in this PDS may change from time to time. We'll let you know of changes that are materially adverse to you. Changes that aren't materially adverse will be updated and made available to you at [mlc.com.au](http://mlc.com.au) or you can call us on **1300 428 482** for a paper copy.

MLC and the Trustee are the joint issuers of this PDS. Each issuer takes full responsibility for the whole of the PDS.

The full legal terms and conditions for each product are contained in their respective policy documents. Copies of the policy document(s) may be obtained free of charge, upon request.

In providing this information we haven't taken account of your objectives, financial situation or needs. Because of this, before acting on this information you should consider whether the information in this PDS is appropriate having regard to your situation.

MLC is not a registered tax agent. If you wish to rely on the general tax information contained in this PDS to determine your personal tax obligations, we recommend you seek professional advice from a registered tax agent.

# Application and Expiry Ages

This table shows when you can apply for insurance and when your insurance ends.

For more information on stepped and level premiums, please see page 67.

|  | Minimum Sum Insured | Maximum Sum Insured   |
|--|---------------------|---|
| <b>Life Cover insurance</b>  | \$25,000            | No general maximum (special terms may apply for amounts greater than \$15 million)  |
| <b>Terminal Illness Support insurance</b>  | n/a                 | Lesser of \$250,000 and 50% of Life Cover insurance   |
| <b>Business Safeguard Option – Life Cover</b>  | n/a                 | \$10 million (refer to the Insurance glossary on page 81)   |
| <b>Accidental Death insurance</b>  | \$25,000            | No general maximum (special terms may apply for amounts greater than \$15 million)  |
| <b>Total and Permanent Disability insurance</b><br>(extension to Life Cover insurance and stand-alone) | \$25,000            | \$5 million for AAA, ACT, M, L occupations<br>\$3 million for other occupations   |
| <b>Total and Permanent Disability insurance</b><br>(extension to Critical Illness insurance)           | \$25,000            | \$2 million   |
| <b>Business Safeguard Option</b><br>– TPD extension and TPD stand-alone                                | n/a                 | \$5 million for AAA, ACT, M, L occupations<br>\$3 million for other occupations<br>(refer to the Insurance glossary on page 81) |
| <b>Critical Illness insurance</b><br>(extension to Life Cover insurance and stand-alone)               | \$25,000            | \$2 million   |
| <b>Business Safeguard Option</b><br>Critical Illness extension and Critical Illness<br>(stand-alone)   | n/a                 | \$2 million   |
| <b>Child Critical Illness insurance</b>  | \$10,000            | \$200,000   |
| <b>Occupationally Acquired HIV,<br/>Hepatitis B or C Infection insurance</b>                           | \$25,000            | \$500,000   |
| <b>Premium Waiver insurance</b>  | n/a                 | n/a   |
| <b>Income Protection insurance</b>   | \$1,500             | \$60,000 for AAA, ACT, M, L occupations<br>\$30,000 for other occupations   |
| <b>Business Expenses insurance</b>   | \$1,500             | \$60,000  |

In some cases you may not be eligible for the insurance you've asked for or we might offer you insurance on different terms. This may include a change to the terms shown above.

\* At the Review Date following age 65, we'll automatically continue your insurance on a stepped premium.

\*\* A conversion option is available to continue as non-super to Review Date after age 100.

| MLC Insurance  |         |   | MLC Insurance (Super)                                      |         |   |
|--|---------|---|--|---------|---|
| Application Ages<br>(next birthday)                        |         | Expiry Ages<br>(cover expires on Review Date<br>after age attained)                                       | Application Ages<br>(next birthday)                        |         | Expiry Ages<br>(cover expires on Review Date after<br>age attained) |
| Level  | Stepped | Stepped and Level*  | Level  | Stepped | Stepped and Level*  |
| 16-60  | 11-70   | 100   | 16-60  | 16-65   | 74 **   |
| 19-60  |         | 65  | 19-60  |         | 65  |
| 19-60  |         | 65  | 19-60  |         | 65  |
| 16-60  | 11-70   | 100   | 16-60  | 16-65   | 74 **   |
| 16-60  |         | 100   | 16-60<br>(stand-alone not available)                       |         | 74 **   |
| 19-60  |         | 65  | 19-60  |         | 65  |
| 19-60  |         | 65  | 19-60  |         | 65  |
| 19-60  |         | 75  |  |         |   |
| 19-60  |         | 65  | 19-60  |         | 65  |
| 3-18   |         | 21  |  |         |   |
| 19-60  |         | 70  |  |         |   |
| 19-55  |         | 65  | 19-55  |         | 65  |
| 19-60 (up to \$40,000)<br>19-55 (over \$40,000 - \$60,000) |         | 65 for Income Protection<br>Special Risk<br>70 for Income Protection<br>Platinum and<br>Income Protection | 19-60 (up to \$40,000)<br>19-55 (over \$40,000 - \$60,000) |         | 65  |
| 19-60  |         | 65  |  |         |   |

# Contents

Here's what you'll find within this PDS.

## Section 1

### You're making the right choice with MLC

|                                |   |
|--------------------------------|---|
| MLC. With you                  | 6 |
| Why choose insurance with MLC? | 7 |
| MLC Insurance                  | 8 |
| MLC Insurance (Super)          | 9 |

## Section 2

### Types of insurance available

|   |    |
|---|----|
| Life Cover insurance  | 12 |
| Accidental Death insurance  | 14 |
| Total and Permanent Disability (TPD) insurance                    | 15 |
| Critical Illness insurance  | 18 |
| Child Critical Illness insurance                                  | 23 |
| Occupationally Acquired HIV, Hepatitis B or C Infection insurance | 26 |
| Premium Waiver insurance  | 28 |
| Income Protection insurance                                       | 30 |
| Business Expenses insurance                                       | 44 |

## Section 3

### Structuring your insurance

## Section 4

### How it all works

|   |    |
|---|----|
| Setting up your insurance                                     | 58 |
| Altering, renewing, transferring or cancelling your insurance | 62 |
| Beneficiaries   | 63 |
| How to make a claim   | 66 |
| Premium   | 67 |
| Policy fee and other charges                                  | 70 |
| Taxation  | 71 |
| Additional information about MLC Insurance (Super)            | 73 |
| Insurance for MLC's wrap platforms                            | 75 |

49

## Section 5

### Insurance glossary and general definitions 77

## Section 6

### Critical Illness and Total and Permanent Disability (TPD) definitions

|                              |     |
|------------------------------|-----|
| Critical Illness definitions | 100 |
| TPD definitions              | 109 |

### Interim Accident Insurance Certificate 111

### Accompanying this PDS

|   |
|---|
| Application                               |
| Supplementary Underwriting Questionnaires |



**You're making  
the right choice  
with MLC**



# MLC With you

Our track record speaks for itself.

With over 120 years of insurance experience in Australia, we provide long-term, sustainable insurance to our customers.

Year after year, we've won insurance industry awards for being innovative and having the best products.

## Our claims philosophy

We're always there for our customers at claim time.

Our team of claims assessors and support staff assess each claim with integrity and fairness.

## Worldwide insurance

Our insurance travels with you, which means you're covered 24 hours a day, anywhere in the world.

## Keeping your insurance up to date

We continuously look for ways to improve the features and benefits of our insurance, so you'll receive better protection.

Where it won't affect your premiums, we'll add those improvements to your insurance.

We'll also inform you of any improvements we make.

## What you need to know about the risks

There is a risk that the insurance won't meet your needs. Your adviser can thoroughly assess your circumstances and help you choose a type and amount of insurance to suit your needs. They can help you consider your future needs now as you may not qualify for some insurances if your circumstances change.

The MLC group of companies is the wealth management division of the National Australia Bank (NAB).

We provide investment, superannuation and insurance solutions, working with you and your financial adviser to help grow and protect your wealth.



# Why choose insurance with MLC?

What would happen to you, your family or business if you became seriously ill, injured or disabled?

Insurance provides financial support in the event of your death, injury or illness.

Having enough money to make a lifestyle change after a serious illness or disablement is something that we'd all like to have. We can help there too.

No matter what stage of life you're at, insurance is an important part of your financial plan.

## Choosing your insurance

We offer a range of insurances you can choose from to meet your personal and business needs.

The flexible design of our products means you can protect your lifestyle, family and business.

We actively look for the most cost-effective and tax-effective ways for our customers to purchase their insurance.

Because of this, we give you two ways to package your insurance:

- **MLC Insurance** where you can purchase insurance outside superannuation (super).
- **MLC Insurance (Super)** where you can purchase insurance inside super.

# MLC Insurance

This offers a wide range of insurances to meet your needs, all packaged within one policy **outside** super.

However you wish to arrange your financial affairs, MLC Insurance can be tailored to your circumstances.

## Who is the life insured?

This is the person whose circumstances we assess and accept to be insured and is named in the Schedule.

One person can be insured per policy.

The policy owner can be an individual or individuals, a company, partnership or the trustee(s) of a family trust or a super fund.

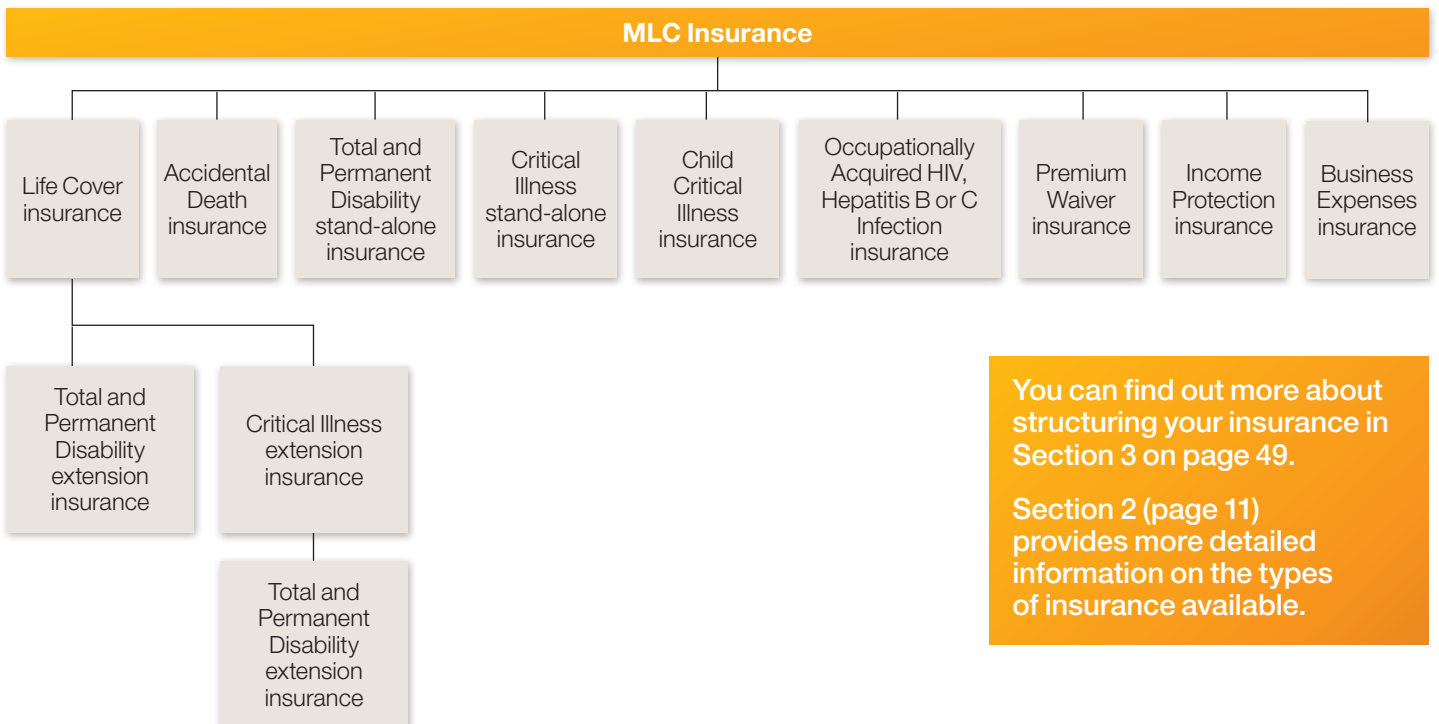
Ownership must be the same for all insurances under the one policy.

Income Protection insurance must generally be owned by the life insured.

## Who is the policy owner?

This is the person or entity who applies, and is accepted as the person who is entitled to receive benefits under the policy. The policy owner is named in the Schedule and is the only person who may extend, vary, cancel or otherwise exercise any rights under the policy.

## Types of insurance available



You can find out more about structuring your insurance in Section 3 on page 49.

Section 2 (page 11) provides more detailed information on the types of insurance available.

# MLC Insurance (Super)

This offers a broad range of insurances to meet your needs, all packaged within one policy **inside** super.

In purchasing your insurance through super, you may be able to take advantage of a range of tax concessions generally not available when insuring outside super. These concessions can make it more affordable to insure through super.

This may affect the tax treatment of your premium and benefit payments.

You can find more detailed information on taxation on page 71.

You should discuss with your financial adviser whether this structure is appropriate for you.

## Who is the life insured?

The life insured is the person whose circumstances we assess and accept to be insured and is named in the Schedule.

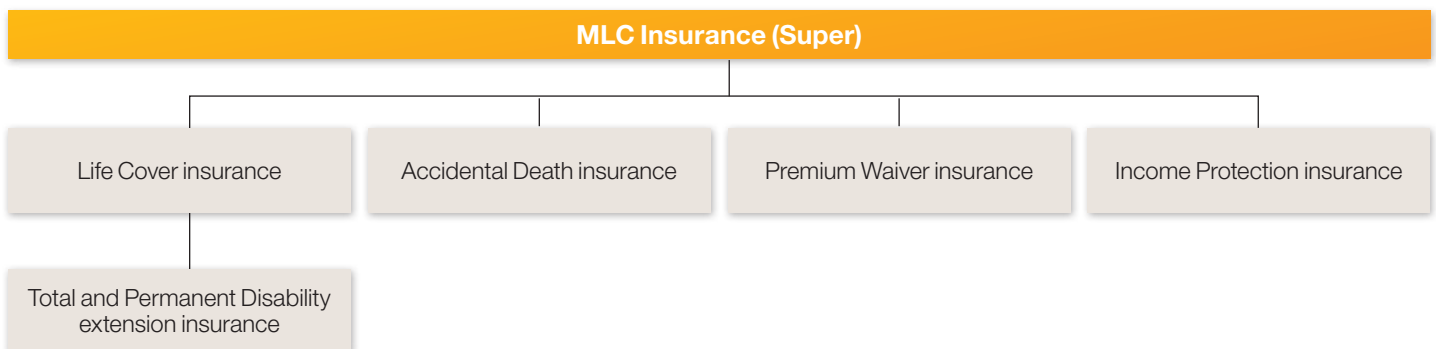
One person can be insured per policy.

## Who is the policy owner?

When you take out MLC Insurance (Super), you become a member of The Universal Super Scheme. The Trustee of the Scheme takes out insurance on your behalf and becomes the policy owner.

You can find more detailed information on the Scheme on page 73.

## Types of insurance available



You can find out more about structuring your insurance in Section 3 on page 49.

Section 2 (page 11) provides more detailed information on the types of insurance available.



# Types of insurance available



# Life Cover insurance

Helps protect your family should you die.

You can apply for Life Cover insurance as stand-alone insurance, inside or outside super.

You can also apply to add Total and Permanent Disability or Critical Illness insurance extensions to your Life Cover insurance. Please see Section 3 for more information.

## How does it work?

This insurance pays a lump sum if:

- you die, or
- you're diagnosed with a terminal illness.

## How much insurance can you apply for?

You can apply for as much Life Cover insurance as meets your needs. Special terms may apply for amounts above \$15 million. Your financial adviser can help you work out the right amount for you.

## What is a terminal illness?

An illness that, in the opinion of a Specialist approved by us, is likely to lead to your death within 12 months from the date we're notified in writing by the approved Doctor.

## What are the features?

The table below provides a snapshot of the features included with your Life Cover insurance.

| Features of Life Cover insurance  |  |
|---|--|
| <b>Terminal illness</b>   | You'll receive your Life Cover lump sum benefit if you're diagnosed with a terminal illness.<br>You won't have to return this benefit to us if you survive.                            |
| <b>Accidental Injury Benefit</b><br>(see page 79)                       | You'll receive up to \$2 million if you lose the use of your limbs or sight, depending on the nature and severity of your injury.  |
| <b>Increases without further Medical Evidence</b><br>(see page 91)      | When certain events occur, you can apply to increase your Life Cover insurance without further medical evidence.   |
| <b>Advance Death Benefit</b><br>(outside super only – see page 80)      | An advanced payment of \$20,000 will be made when you die, to help with any urgent costs such as funeral expenses.   |
| <b>Financial Planning Benefit</b><br>(outside super only – see page 90) | We'll reimburse up to \$5,000 for the preparation of a written financial plan by a qualified financial adviser when we've paid a lump sum benefit of \$100,000 or more.                |
| <b>Economiser</b><br>(see page 89)                                      | You can request to have your Life Cover insurance stepped premium frozen if you're aged 30 or over. The premium you pay then stays the same, while your benefit will reduce each year. |

## What are the additional options?

You can also apply for these options at an additional cost.

| Life Cover insurance additional options           |  |
|---|--|
| <b>Business Safeguard Option</b><br>(see page 81) | When certain events occur, you can apply to increase your Life Cover insurance for certain business purposes by up to the lesser of three times the original insurance benefit and \$15 million without further medical evidence.  |
| <b>Terminal Illness Support insurance</b>         | <p>You'll receive the lesser of \$250,000 and 50% of your Life Cover insurance benefit as a lump sum if you're diagnosed with a terminal illness and survive 30 days after you've told us.</p> <p>The Terminal Illness Support insurance benefit is in addition to any terminal illness benefit paid as part of your Life Cover insurance. You won't have to return this benefit to us if you survive.</p> |

For MLC Insurance (Super), the Trustee can release the Accidental Injury Benefit only where permitted by super law. The conditions of release are defined under super legislation. Please see page 73 for more information.

## When won't a benefit be paid?

### For Life Cover insurance:

We won't pay a benefit for death or terminal illness arising from or contributed to by suicide or attempted suicide within 13 months after this insurance:

- started
- was last reinstated, or
- was increased (for the increase in the Life Cover insurance benefit).

### For Terminal Illness Support insurance:

We won't pay a benefit for terminal illness arising from or contributed to by an intentional self-inflicted injury or attempted suicide within 13 months after this insurance:

- started
- was last reinstated, or
- was increased (for the increase in the insurance benefit).

## When will your insurance end?

Your Life Cover and Terminal Illness Support insurance will end when:

- you cancel your insurance
- we pay you an amount equal to your full Life Cover or Terminal Illness Support insurance benefit (as applicable)
- this insurance is reduced to nil by payments of MLC extension insurance benefits (see page 51)
- your Life Cover is reduced to nil for Terminal Illness Support insurance
- the Termination Date for this insurance is reached, as shown on your Schedule
- your premiums aren't paid
- a fraudulent claim is made, or
- you die.

For MLC Insurance (Super) your insurance will also end if it's replaced by a non-super policy as detailed on page 74.

# Accidental Death insurance

Helps protect your family should you die because of an Accident.

You can apply for Accidental Death insurance, inside or outside super. Please see Section 3 for more information.

## How does it work?

This insurance pays a lump sum if you die due to an Accident and your death occurs within 180 days of the Accident.

## How much insurance can you apply for?

You can apply for Accidental Death insurance of \$25,000 or more. Special terms may apply for amounts above \$15 million. Your financial adviser can help you work out the right amount for you.

## What are the features?

The table below provides a snapshot of the feature you'll receive with your Accidental Death insurance along with a page reference where you can find more detailed information in the Insurance glossary.

| Feature of Accidental Death insurance                                   |   |
|---|---|
| <b>Financial Planning Benefit</b><br>(outside super only – see page 90) | We'll reimburse up to \$5,000 for the preparation of a written financial plan by a qualified financial adviser when we've paid a lump sum benefit of \$100,000 or more. |

## When won't a benefit be paid?

We won't pay a benefit for Accidental Death arising from or contributed to by:

- intentional self-inflicted injury or suicide, or
- any cause other than the Accident.

## When will your insurance end?

Your Accidental Death insurance will end when:

- you cancel your insurance
- we pay you an amount equal to your full Accidental Death insurance benefit
- the Termination Date for this insurance is reached, as shown on your Schedule
- your premiums aren't paid
- a fraudulent claim is made, or
- you die.

For MLC Insurance (Super) your insurance will also end if it's replaced by a non-super policy as detailed on page 74.



# Total and Permanent Disability (TPD) insurance

Helps protect your financial security if you suffer Total and Permanent Disability.

You can apply for TPD insurance as an extension to Life Cover or Critical Illness insurance. This can be purchased inside or outside super.

You can also apply for TPD stand-alone insurance outside super. Please see Section 3 for more information.

## How does it work?

This insurance pays a lump sum if you suffer Total and Permanent Disability (TPD).

How TPD is defined depends on whether you choose to have an Any Occupation or Own Occupation TPD definition. The definition of TPD will change to Loss of Independence following the Review Date after you turn 65.

However, if you hold TPD as an extension to Critical Illness insurance, your TPD insurance ends at your Review Date after you turn 65. This is because Loss of Independence is available as a separate critical condition under Critical Illness insurance.

For more information on the TPD definitions and their requirements, please see Total and Permanent Disability (TPD) definitions on page 109.

## How much insurance can you apply for?

You can apply for TPD insurance of \$25,000 up to:

- \$5 million for certain professional occupations such as surgeons, accountants and solicitors, or
- \$3 million for other occupations.

The maximum you'll receive for Loss of Independence is \$3 million.

Your financial adviser can help you work out which occupation group applies to you.

You can choose from two TPD definitions.

### Own Occupation

If you choose this definition, we'll assess your likely ability to ever be able to work again, taking into account your own occupation. This means you may be eligible for your TPD insurance benefit if you can't work in your own occupation, even if you may be able to work in another occupation.

You'll be charged a higher premium if you choose Own Occupation. Not all occupations are eligible for this definition.

### Any Occupation

If you choose this definition, we'll assess your likely ability to ever be able to work again, taking into account not only your occupation, but also any occupation which you're reasonably suited to by way of education, experience or training.

For full details of when a TPD insurance benefit may be payable, please see page 109. For MLC Insurance (Super) there may also be tax and super legislation implications, depending on your choice of definition. Please see pages 71 and 72.

# Total and Permanent Disability (TPD) insurance

## What are the features?

The table below provides a snapshot of the features included with your TPD insurance.

| Features of TPD insurance   |   |
|---|---|
| <b>12-month Life Cover Buy Back</b><br>(extension only - see page 78)   | Twelve months after receiving your full TPD insurance benefit, you can ask to restore your Life Cover insurance by the same amount as the benefit paid. Your premium will be based on the Life Cover Premium Rates at the time the Life Cover is restored, taking into account the Benefit amount, your age, the Premium and acceptance terms of the Life Cover (including all loadings, exclusions and special terms). |
| <b>Partial Payment Benefit</b><br>(outside super only – see page 95)    | You'll receive the lesser of \$500,000 and 25% of your TPD insurance benefit as a lump sum if you lose the use of one limb or sight in one eye.   |
| <b>Increases without further Medical Evidence</b> (see page 91)         | When certain events occur you can apply to increase your TPD insurance without further medical evidence.  |
| <b>Financial Planning Benefit</b><br>(outside super only – see page 90) | We'll reimburse up to \$5,000 for the preparation of a written financial plan by a qualified financial adviser when we've paid you a lump sum benefit of \$100,000 or more.   |
| <b>Economiser</b><br>(see page 89)                                      | You can request to have your TPD insurance stepped premium frozen if you're aged 30 or over. The premium you pay then stays the same, while your benefit will reduce each year.   |
| <b>Death Benefit</b><br>(TPD stand-alone only)                          | If the TPD stand-alone benefit isn't payable because you die within 14 days of becoming TPD, we'll pay a death benefit of \$5,000.  |

## What are the additional options?

You can also apply for these options at an additional cost.

| TPD insurance additional options  |  |
|---|--|
| <b>Double TPD</b> (Life Cover Buy Back with Premium Waiver) (see page 88) | Your Life Cover insurance will automatically be restored up to the same amount as the TPD insurance benefit paid, if you live for 14 days after we've paid your TPD insurance benefit. We'll also waive your premiums on this restored Life Cover Insurance up to age 65.  |
| <b>Business Safeguard Option</b><br>(see page 81)                         | When certain events occur you can apply to increase your original TPD insurance for certain business purposes, by up to the lesser of three times the original insurance benefit and \$5 million without further medical evidence.   |
| <b>14-day Life Cover Buy Back</b><br>(extension only – see page 78)       | Your Life Cover insurance will automatically be restored up to the same amount as the TPD insurance benefit paid, if you live for 14 days after we've paid your full TPD insurance benefit. Your premium will be based on the Life Cover Premium Rates at the time your Life Cover is restored, taking into account the Benefit amount, your age, the Premium and acceptance terms of the Life Cover (including all loadings, exclusions and special terms). |

## When won't a benefit be paid?

You won't receive a benefit for any total and permanent disablement arising from or contributed to by:

- intentional self-inflicted injury or attempted suicide, or
- sickness or injury that first appeared, happened or was diagnosed before your insurance started, or was last reinstated (unless disclosed to, and accepted by us as part of the application or reinstatement process).

For TPD stand-alone, you won't receive the death benefit of \$5,000 if you commit suicide within 13 months after this insurance started or was last reinstated.

For MLC Insurance (Super), the Trustee can release the TPD insurance benefit only where permitted by super law. The conditions of release are defined under super legislation. Please see page 73 for more information.

## When will your insurance end?

Your TPD insurance will end when:

- you cancel your insurance
- you receive an amount equal to your full TPD insurance benefit
- this insurance is reduced to nil by payments of MLC extension insurance benefits (see page 51)
- the Life Cover and/or Critical Illness insurance ends, to which this TPD insurance is an extension
- the Termination Date for this insurance is reached, as shown on your Schedule
- your premiums aren't paid
- a fraudulent claim is made, or
- you die.

For MLC Insurance (Super) your insurance will also end if it's replaced by a non-super policy as detailed on page 74.

# Critical Illness insurance

Helps protect your finances if you become critically ill.

You can apply for Critical Illness insurance as an extension to Life Cover insurance or as stand-alone insurance. It can be purchased outside super only. Please see Section 3 for more information.

## How does it work?

This insurance pays you a lump sum if you suffer a critical condition.

There are two types of insurance available. Your financial adviser can help you work out which is the most appropriate for you.

| Insurance types                  |  |
|----------------------------------|--|
| <b>Critical Illness Plus</b>     | Provides benefits for an extensive range of critical conditions and additional options. You can see the full list of conditions in the table opposite. |
| <b>Critical Illness Standard</b> | Provides benefits for the most common critical conditions with fewer additional options, at a lower cost.  |

In the case of stand-alone insurance, you'll receive your full Critical Illness insurance benefit if you survive for 14 days after suffering a critical condition.

## How much insurance can you apply for?

You can apply for Critical Illness insurance up to \$2 million.

## What is a critical condition?

Each critical condition is defined on pages 100 to 108. An appropriate Specialist and our medical adviser must both agree that the definition for that condition has been fully met. In the case of a surgical condition, confirmation that the surgery has been performed will be required.

## Qualifying periods

Some critical conditions are covered only after a period of time known as a qualifying period. This means that you're not covered for those conditions when they first appear, happen or are diagnosed within that period after this insurance started, was last reinstated or increased. Please see page 96 for more detailed information in the Insurance glossary.

## Critical conditions

This table sets out the critical conditions covered by Critical Illness Plus and Standard insurance, and their qualifying periods.

| Critical conditions  | Critical Illness Plus | Critical Illness Standard | Qualifying period                    |
|--|-----------------------|---------------------------|--------------------------------------|
| Aorta Repair   | •                     |                           | 3 months                             |
| Aplastic Anaemia   | •                     |                           |                                      |
| Bacterial Meningitis   | •                     |                           |                                      |
| Benign Brain Tumour  | •                     |                           |                                      |
| Blindness  | •                     |                           |                                      |
| Cardiomyopathy   | •                     |                           |                                      |
| Chronic Kidney Failure   | •                     |                           |                                      |
| Chronic Liver Failure  | •                     |                           |                                      |
| Chronic Lung Failure   | •                     |                           |                                      |
| Coma   | •                     |                           |                                      |
| Coronary Artery Angioplasty*   | •                     |                           | 3 months                             |
| Coronary Artery Angioplasty – Triple Vessel                                      | •                     |                           | 3 months                             |
| Coronary Artery Bypass Surgery   | •                     | •                         | 3 months                             |
| Deafness   | •                     |                           |                                      |
| Dementia or Alzheimer's Disease  | •                     |                           |                                      |
| Encephalitis   | •                     |                           |                                      |
| Heart Attack   | •                     | •                         | 3 months                             |
| Heart Valve Surgery  | •                     |                           | 3 months                             |
| HIV contracted through medical procedures  | •                     |                           |                                      |
| HIV contracted through your work   | •                     |                           |                                      |
| Intensive Care   | •                     |                           |                                      |
| Loss of Independence   | •                     | •                         |                                      |
| Loss of Speech   | •                     |                           |                                      |
| Major Brain Injury   | •                     |                           |                                      |
| Major Burns  | •                     |                           |                                      |
| Major Organ or Bone Marrow Transplant  | •                     |                           |                                      |
| Malignant Cancer   | •                     | •                         | Standard: 6 months<br>Plus: 3 months |
| Meningococcal Septicaemia  | •                     |                           |                                      |
| Motor Neurone Disease  | •                     |                           |                                      |
| Multiple Sclerosis   | •                     |                           |                                      |
| Muscular Dystrophy   | •                     |                           |                                      |
| Open Heart Surgery   | •                     |                           |                                      |
| Out of Hospital Cardiac Arrest   | •                     |                           |                                      |
| Parkinson's Disease  | •                     |                           |                                      |
| Paralysis (includes paraplegia, quadriplegia, hemiplegia, diplegia, tetraplegia) | •                     |                           |                                      |
| Pneumonectomy  | •                     |                           |                                      |
| Primary Pulmonary Hypertension   | •                     |                           |                                      |
| Severe Diabetes  | •                     |                           |                                      |
| Severe Osteoporosis  | •                     |                           |                                      |
| Severe Rheumatoid Arthritis  | •                     |                           |                                      |
| Stroke   | •                     | •                         | 3 months                             |

\* Coronary Artery Angioplasty – This benefit will only apply if your Critical Illness benefit is \$100,000 or more. The benefit payable for Coronary Artery Angioplasty is 10% of your Critical Illness benefit up to \$20,000 per event. For more information on this condition, please see Critical Illness definitions on page 102.

# Critical Illness insurance

## What are the features?

The table below provides a snapshot of the features included with your Critical Illness insurance.

| Features of Critical Illness insurance                                      |  |
|---|--|
| <b>Child Support Benefit</b><br>(Plus only – see page 83)                   | When you hold Critical Illness insurance of \$100,000 or more, you'll receive a lump sum of \$10,000 if your Child dies, or the first time your Child has a Child Support Benefit Condition. |
| <b>Increases without further Medical Evidence</b> (Plus only – see page 91) | When certain events occur you can apply to increase your Critical Illness insurance without further medical evidence.  |
| <b>Financial Planning Benefit</b><br>(see page 90)                          | We'll reimburse up to \$5,000 for the preparation of a written financial plan by a qualified financial adviser when we've paid you a lump sum benefit of \$100,000 or more.                  |
| <b>Economiser</b><br>(see page 89)  | You can request to have your Critical Illness insurance stepped premium frozen if you're aged 30 or over. The premium you pay then stays the same while your benefit will reduce each year.  |
| <b>Death Benefit</b><br>(Critical Illness stand-alone only)                 | If the Critical Illness stand-alone benefit isn't payable, because you die within 14 days of suffering a critical condition, we'll pay a benefit of \$5,000.                                 |

## What are the additional options?

You can also apply for these options at an additional cost.

| Critical Illness insurance additional options  |   |
|--|---|
| <b>Double Critical Illness</b><br>(Life Cover Buy Back with Premium Waiver)<br>(Plus Only - see page 87) | Your Life Cover insurance will be automatically restored up to the same amount as the Critical Illness insurance benefit paid if you live for 14 days after you receive your Critical Illness insurance benefit. We'll also waive your premiums on this restored Life Cover insurance up to age 65.   |
| <b>12-month Life Cover Buy Back</b><br>(extension only – see page 79)                                    | Twelve months after we receive your valid Critical Illness insurance claim form, you can ask us to restore your Life Cover insurance by the same amount as the benefit paid. Your premium will be based on the Life Cover Premium Rates at the time your Life Cover is restored, taking into account the Benefit amount, your age, the Premium and acceptance terms of the Life Cover (including all loadings, exclusions and special terms).   |
| <b>Critical Illness Buy Back</b><br>(Plus only – see page 86)  | Twelve months after we've paid your Critical Illness insurance benefit (including partial benefits – see page 21), you can ask us to restore your Critical Illness insurance by the same amount as the benefit paid. Your premium will be based on the Critical Illness Premium Rates at the time your Life Cover is restored, taking into account the Benefit amount, your age, the Premium and acceptance terms of the Life Cover (including all loadings, exclusions and special terms). |
| <b>Extra Benefits Option – Partial Benefits</b><br>(Plus only – see opposite)                            | You'll receive a partial benefit, which is a proportion of the Critical Illness benefit, if you suffer one of the additional critical conditions.   |
| <b>Business Safeguard Option</b><br>(see page 81)  | When certain events occur you can apply to increase your original Critical Illness insurance for certain business purposes, by up to the lesser of three times the original insurance benefit and \$2 million without further medical evidence.   |

## Extra Benefits Option – Partial Benefits

This option is only available when you have Critical Illness Plus.

### How does it work?

If you suffer one of the additional critical conditions listed in the table below, you'll receive a proportion of the Critical Illness insurance benefit.

The partial payment for these conditions is 20% of the Critical Illness insurance benefit subject to the maximum partial benefit payable listed in the table below. This benefit is only payable if it's at least \$10,000.

Your Critical Illness insurance will be reduced by the amount of any partial benefit payment made for these additional critical conditions.

You can only claim once for each critical condition.

| Additional critical conditions   | Maximum partial benefit payable | Qualifying period |
|--|---------------------------------|-------------------|
| Adult Onset Insulin Dependent Diabetes Mellitus                          | \$100,000                       |                   |
| Advanced Endometriosis   |                                 |                   |
| Carcinoma in Situ of the Breast  |                                 | 3 months          |
| Deafness in One Ear  |                                 |                   |
| Early Stage Chronic Lymphocytic Leukaemia                                |                                 | 3 months          |
| Early Stage Prostate Cancer  |                                 | 3 months          |
| Facial Reconstructive Surgery and Skin Grafting                          |                                 |                   |
| Serious Accidental Injury  |                                 |                   |
| Loss of One Foot or One Hand   | \$200,000                       |                   |
| Loss of Sight in One Eye   |                                 |                   |
| Congenital Abnormalities of a child                                      | \$50,000                        | 12 months         |
| Inability of a Child to Gain Independence                                |                                 | 12 months         |
| Carcinoma in Situ – Female Reproductive Organs                           | \$20,000                        | 3 months          |
| Early Stage Melanoma   |                                 | 3 months          |
| Orchidectomy (as required to diagnose Carcinoma in Situ of the Testicle) |                                 | 3 months          |
| Specified Complications of Pregnancy                                     |                                 | 12 months         |

The definitions for the above critical conditions are on pages 100 to 108.

# Critical Illness insurance

## Changes to Critical Illness insurance definitions

### Critical Illness Plus

If you choose Critical Illness Plus, the Critical Illness definitions will only change where we improve them in your favour.

### Critical Illness Standard

As advances are made in treatment and diagnostic techniques, we may need to change the Critical Illness Standard definitions for both new and existing policies to make sure they remain appropriate.

We don't guarantee to renew your insurance. Following the first three years of your Critical Illness insurance, we may continue your insurance with the same or different critical conditions and definitions.

Where a change is necessary, it will apply to all Critical Illness Standard policies, we won't single you out for a change.

We'll notify you of any change to your Critical Illness insurance terms or definitions on renewal.

You can accept the new conditions by continuing to pay your premiums and, therefore, entering into a new policy contract. You won't need to complete an application for the new policy and we'll continue to rely on the information you provided to us for your existing MLC policy.

You may refuse these changes by not making further premium payments and your policy will lapse.

## When won't a benefit be paid?

We won't pay a benefit or partial benefit for any critical condition arising from or contributed to by:

- intentional self-inflicted injury or attempted suicide, or
- sickness or injury that first appeared, happened or was diagnosed before your insurance started, or was last reinstated (unless disclosed to and accepted by us as part of the application or reinstatement process).

For Critical Illness stand-alone insurance, you won't receive the death benefit of \$5,000 if you commit suicide within 13 months after this insurance started, or was last reinstated.

## When will your insurance end?

Your Critical Illness insurance will end when:

- you cancel your insurance
- you receive an amount equal to your full Critical Illness insurance benefit
- this insurance is reduced to nil by MLC extension insurance benefit payments (see page 51)
- the Life Cover insurance ends, to which this Critical Illness insurance is an extension
- the Termination Date for this insurance is reached, as shown on your Schedule
- your premiums aren't paid
- a fraudulent claim is made, or
- you die.



# Child Critical Illness insurance

Helps protect your finances if your Child becomes critically ill and you have to cope with additional expenses.

You can apply for Child Critical Illness insurance outside super only. Please see Section 3 for more information. This insurance is only available where the parent or guardian holds one of the following insurances: Life Cover, TPD, Critical Illness, Income Protection or Business Expenses.

## How does it work?

This insurance pays you a lump sum if your Child dies, or the first time your Child has a critical condition.

## How much insurance can you apply for?

You can apply for Child Critical Illness insurance of \$10,000 up to \$200,000 per Child.

The maximum number of children you can insure is five.

## What is a critical condition?

Each critical condition is defined on pages 100 to 108. An appropriate Specialist and our medical adviser must both agree that the definition for that condition has been fully met. In the case of a surgical condition, confirmation that the surgery has been performed will be required.

## Qualifying periods

Some critical conditions are covered only after a period of time known as a qualifying period. This means you're not covered for those conditions when they first appear, happen or are diagnosed within that period after this insurance started, was last reinstated or increased. Please see page 96 for more detailed information in the Insurance glossary.

# Child Critical Illness insurance

## Critical conditions

This table sets out the critical conditions covered by Child Critical Illness insurance and their qualifying periods.

| Critical conditions                       | Qualifying period |
|---|-------------------|
| Aplastic Anaemia                          |                   |
| Bacterial Meningitis                      |                   |
| Benign Brain Tumour                       |                   |
| Blindness                                 |                   |
| Cardiomyopathy                            |                   |
| Chronic Kidney Failure                    |                   |
| Chronic Liver Failure                     |                   |
| Coma                                      |                   |
| Deafness                                  |                   |
| Encephalitis                              |                   |
| Heart Attack                              | 3 months          |
| Heart Valve Surgery                       | 3 months          |
| HIV contracted through medical procedures |                   |
| Intensive Care                            |                   |
| Loss of Speech                            |                   |
| Major Brain Injury                        |                   |
| Major Burns                               |                   |
| Major Organ or Bone Marrow Transplant     |                   |
| Malignant Cancer                          | 3 months          |
| Meningococcal Septicaemia                 |                   |
| Open Heart Surgery                        |                   |
| Out of Hospital Cardiac Arrest            |                   |
| Paralysis                                 |                   |
| Pneumonectomy                             |                   |
| Primary Pulmonary Hypertension            |                   |
| Stroke                                    | 3 months          |

## What are the features?

The table below provides a snapshot of the feature included with your Child Critical Illness insurance.

| Feature of Child Critical Illness insurance |   |
|---|---|
| Financial Planning Benefit<br>(see page 90) | We'll reimburse up to \$5,000 for the preparation of a written financial plan by a qualified financial adviser when we've paid you a lump sum benefit of \$100,000 or more. |

## Conversion to an adult policy

The Child may elect to convert this insurance to an equivalent adult Life Cover insurance and Critical Illness insurance (extension to Life Cover) for the same insurance amount.

The Child won't need to provide medical evidence if they apply any time after the Review Date following their 18th birthday and before the Review Date preceding their 21st birthday.

The policy issued will be on the then current policy terms and premiums will be calculated at the then current rates.

## When won't a benefit be paid?

You won't receive a benefit for any death or critical condition arising from or contributed to by:

- the Child's intentional self-inflicted injury or suicide
- sickness or injury that first appeared, happened or was diagnosed before the insurance started or was last reinstated (unless disclosed to and accepted by us as part of the application or reinstatement process)
- an injury maliciously inflicted on the Child for the purpose of gain from this insurance.

## When will your insurance end?

Your Child Critical Illness insurance will end for a Child when:

- you cancel this insurance
- you receive your full Child Critical Illness insurance benefit for that Child
- the conversion to an adult policy is exercised
- you have no other insurance on the policy
- the Termination Date for this insurance is reached, as shown on your Schedule
- your premiums aren't paid
- a fraudulent claim is made, or
- the Child dies.

# Occupationally Acquired HIV, Hepatitis B or C Infection insurance

Helps medical professionals stay financially protected at work.

You can apply for Occupationally Acquired HIV, Hepatitis B or C Infection insurance outside super only. Please see Section 3 for more information.

## How does it work?

This insurance pays a lump sum if you unintentionally acquire Human Immunodeficiency Virus (HIV), Hepatitis B or Hepatitis C as a result of performing your normal duties in the health industry.

This insurance is only available for certain medical occupations such as Doctors, surgeons, dentists, nurses and ambulance officers. Your financial adviser can help you work out if your occupation is eligible.

You can find more detailed information about the claim requirements for this insurance in the Insurance glossary on page 95.

## How much insurance can you apply for?

You can apply for Occupationally Acquired HIV, Hepatitis B or C Infection insurance of \$25,000 up to \$1 million.

## What are the features?

The table below provides a snapshot of the feature included with your Occupationally Acquired HIV, Hepatitis B or C Infection insurance along with a page reference where you can find more detailed information in the Insurance glossary.

| Feature of Occupationally Acquired HIV, Hepatitis B or C Infection insurance |   |
|--|---|
| Financial Planning Benefit (see page 90)                                     | We'll reimburse up to \$5,000 for the preparation of a written financial plan by a qualified financial adviser when we've paid you a lump sum benefit of \$100,000 or more. |

## When won't a benefit be paid?

### For Hepatitis B

You won't receive a benefit for any infection starting within six months after this insurance started or was last reinstated.

### For HIV, Hepatitis B or C

We won't pay for any infection:

- arising from intentionally self-inflicted infection
- being first identified after you die
- after the appropriate Government body has recommended a preventative vaccine for use in your occupation, but you haven't taken it
- after the appropriate Government body has approved a treatment which makes infection inactive and non-infectious, or
- occurring, or sickness or injury that first appeared, happened or was diagnosed before your insurance started, or was last reinstated (unless disclosed to and accepted by us as part of the application or reinstatement process).

## When will your insurance end?

Your Occupationally Acquired HIV, Hepatitis B or C Infection insurance will end when:

- you cancel your insurance
- you receive your full Occupationally Acquired HIV, Hepatitis B or C Infection insurance benefit
- the Termination Date for this insurance is reached, as shown on your Schedule
- your premiums aren't paid
- a fraudulent claim is made, or
- you die.

# Premium Waiver insurance

Helps you keep your insurance if you're disabled or retrenched.

You can apply for Premium Waiver insurance with Life Cover, Accidental Death, TPD, Critical Illness, Child Critical Illness and Occupationally Acquired HIV, Hepatitis B or C Infection insurance.

Please note, Income Protection has its own Premium Waiver feature (see page 37).

## When will we waive your premium?

We'll waive your premiums for the insurances indicated in the yellow box to the left if you're:

- suffering Total and Permanent Disability. Premiums will be waived for the period of disability up to age 65.

or

- retrenched. If you're retrenched we'll waive your premiums for 12 months, as long as you've had this insurance and been with the same employer, on a full-time basis, for at least a year. We'll waive your premiums due to retrenchment only once in any five-year period. We will also waive any Income Protection insurance premiums on your policy.

or

- suffering Total Disability and you have Income Protection on your policy. If you purchase Premium Waiver insurance on a policy where Income Protection insurance also applies, we'll waive the premiums for your other insurances on the policy if you remain Totally Disabled for more than three months and you're receiving Income Protection benefits. Premiums will be waived after these three months while you are disabled up to age 65.

## What is Totally Disabled?

Please refer to the definition of Total Disability in the Income Protection section on page 32.

## When are you Totally and Permanently Disabled?

You are Totally and Permanently Disabled as per the Any Occupation definition on page 109.

## When are you retrenched?

When your employer terminates your full-time employment because your position is no longer needed.

## When won't we waive your premium?

### Due to disability or retrenchment arising from or contributed to by:

- intentional self-inflicted injury or attempted suicide
- normal and uncomplicated pregnancy or childbirth
- sickness or injury that first appeared, happened or was diagnosed before your insurance started, or was last reinstated (unless disclosed to, and accepted by us, as part of the application or reinstatement process), or
- war or warlike operations.

### Due to retrenchment if you're:

- self-employed
- an independent contractor
- employed by a member of your Family, a family company or family trust
- a partner in a partnership
- retrenched more than once from the same employment, or
- retrenched more than once in any five year period.

For any insurance increase you obtain in the 12 months before retrenchment, we'll only waive the premium which applied before the increase.

This insurance doesn't apply to any premium payable for insurance you add after you're retrenched or disabled, except where premiums are increased under Inflation Proofing (see page 58). We'll only waive the premium that applied before the addition.

## When will your insurance end?

Your Premium Waiver insurance will end when:

- you cancel your insurance
- the Termination Date for this insurance is reached, as shown on your Schedule
- your premium isn't paid (except while you're claiming under this insurance)
- a fraudulent claim is made, or
- you die.

# Income Protection insurance

Helps replace your earnings if you can't work due to sickness or injury so you can concentrate on getting better.

You can apply for Income Protection insurance inside or outside super. Please see Section 3 for more information.

## How does it work?

You'll receive a monthly benefit for each month you're:

- Totally Disabled, or
- Partially Disabled.

We offer three types of insurance. Your financial adviser will help you work out which is the most appropriate for you.

| Insurance types                       |  |
|---------------------------------------|--|
| <b>Income Protection Platinum</b>     | Provides a comprehensive range of benefits and additional options for people in most occupations.  |
| <b>Income Protection</b>              | Provides a wide range of benefits and additional options for people in most occupations.   |
| <b>Income Protection Special Risk</b> | Provides a range of benefits and additional options for people who work in certain occupations which are hazardous, or present special assessment difficulties such as armed security guards.<br><br>After the first three years, we'll review your Income Protection insurance each year and may offer, but don't guarantee, its renewal. |

## How much insurance can you apply for?

A monthly benefit up to \$30,000 is available for all occupations. A monthly benefit up to \$60,000 is available for some professional occupations such as surgeons, accountants and solicitors.

Your financial adviser can help you work out whether your occupation is eligible.

The maximum monthly benefit you can apply for is based on the following:

| Your earnings (per annum)     | Your earnings (per month) | Percentage of your earnings | Maximum monthly benefit |
|-------------------------------|---------------------------|-----------------------------|-------------------------|
| first \$320,000               | \$26,666                  | 75%                         | \$20,000                |
| from \$320,001 to \$560,000   | \$26,667 to \$46,666      | 50%                         | \$20,001 to \$30,000    |
| from \$560,001 to \$2,360,000 | \$46,667 to \$196,666     | 20%                         | \$30,001 to \$60,000    |
| over \$2,360,000              | over \$196,666            | Nil                         | \$60,000                |

For example, if your Earnings were \$320,000 per annum, you can apply for a maximum income protection insurance benefit of \$20,000 per month, which is 75% of your monthly Earnings.

This maximum applies to the combination of all your income protection insurance policies from all sources.



## Conditions for monthly benefits over \$30,000

Insurance above \$30,000 monthly benefit is only available if your insurance below that amount is with us.

The Waiting Periods available are 30, 90 or 365 days and the maximum benefit period is two years.

## Style of benefit

You can choose from two styles of benefits.

Subject to the terms and conditions of your insurance and provided your application is accurate, complete and acceptable to us when you apply, if your Earnings decrease after your insurance is issued, and you have:

**Agreed Value cover** – your monthly benefit won't be reduced because your Earnings are lower when you claim than they were when your insurance was issued.

After the Review Date following your 65th birthday your benefit will be assessed as an indemnity benefit (see below).

**Indemnity cover** – your monthly benefit may be reduced when you claim if your Earnings have reduced. The benefit payable will be the lesser of the benefit shown on your Schedule and the maximum insurable amount calculated by the formula described in the table on page 30. Choosing this style of benefit may help lower your premiums.

If, as a result of Inflation Proofing (see page 58), the benefit shown on your Schedule exceeds the maximum monthly benefit:

- for Income Protection Platinum and Income Protection, the percentage of earnings for Earnings in excess of \$2,360,000 will be based on 20%, and
- for Income Protection Special Risk, the percentage of earnings for Earnings in excess of \$560,000 will be based on 50%.

If you apply for an **Agreed Value** cover, and provide satisfactory financial information when you apply, we'll endorse your insurance as follows.

Subject to your duty of disclosure the financial information provided by you has been accepted to support your Total Disability Benefit under your Income Protection insurance on the understanding the information was accurate. We won't ask you to provide this information again to justify your Total Disability benefit amount.

Financial information may still be required in the future to help with the assessment of your claim to determine your eligibility for other benefits under the policy or to meet superannuation and legislative requirements.

## Lump Sum Benefit Option

(For Income Protection Platinum outside super only)

If you select this option when your insurance starts, you may choose to receive the monthly benefits as a lump sum when you're totally and permanently disabled.

This option can only be selected with benefit periods to age 65.

There is no additional cost for this option.

For more detailed information about the Lump Sum Benefit Option, please see the Insurance glossary on page 93.

# Income Protection insurance

## What is Totally Disabled?

The following table compares the definition and payment terms between Income Protection Platinum, Income Protection and Income Protection Special Risk.

| Income Protection Platinum   | Income Protection   | Income Protection Special Risk   |
|--|---|--|
| <p><b>Totally Disabled and Total Disability</b> means that prior to the Review Date following your 65th birthday (or your 70th birthday if your benefit period is to age 70), and solely due to sickness or injury, you're:</p> <ul style="list-style-type: none"> <li>unable to perform at least one of the important duties of your occupation which is necessary to produce your Earnings, <b>and</b></li> <li>not working for Earnings, payment or profit,</li> </ul>  | <p><b>Totally Disabled and Total Disability</b> means that, prior to the Review Date following your 65th birthday and solely due to sickness or injury, you're:</p> <ul style="list-style-type: none"> <li>unable to perform at least one of the important duties of your occupation which is necessary to produce your Earnings, <b>and</b></li> <li>not working for Earnings, payment or profit,</li> </ul> | <p><b>Totally Disabled and Total Disability</b> means that solely due to sickness or injury, you're:</p> <ul style="list-style-type: none"> <li>unable to perform at least one of the important duties of your occupation which is necessary to produce your Earnings, <b>and</b></li> <li>not working for Earnings, payment or profit,</li> </ul> |
| <p><b>or</b></p> <ul style="list-style-type: none"> <li>unable to perform the duties of your occupation necessary to produce your Earnings for more than 10 hours per week with the result that your Earnings After Disability are reduced to 20% or less, of your Earnings Before Disability,</li> </ul>  | N/A   | N/A  |
| <p><b>and</b></p> <ul style="list-style-type: none"> <li>being regularly treated or monitored (as appropriate to your condition) by an appropriately qualified Doctor.</li> </ul>  | <p><b>and</b></p> <ul style="list-style-type: none"> <li>being regularly treated or monitored (as appropriate to your condition) by an appropriately qualified Doctor.</li> </ul>   | <p><b>and</b></p> <ul style="list-style-type: none"> <li>being regularly treated or monitored (as appropriate to your condition) by an appropriately qualified Doctor.</li> </ul>  |
| <p>If, when disability begins, you weren't Gainfully Employed and haven't been Gainfully Employed during the previous 12 months, then <b>Totally Disabled and Total Disability</b> means that, solely due to Sickness or Injury, you're:</p> <ul style="list-style-type: none"> <li>unable to perform any occupation for which you're reasonably suited by education, training or experience, <b>and</b></li> <li>not capable of working for Earnings, payment or profit, <b>and</b></li> <li>being regularly treated or monitored (as appropriate to your condition) by an appropriately qualified Doctor.</li> </ul> | N/A   | N/A  |

## What is Totally Disabled? continued

| Income Protection Platinum  | Income Protection   | Income Protection Special Risk   |
|---|---|--|
| <p>After the Review Date following your 65th birthday (unless you have a benefit period to age 70) Total Disability means that solely due to sickness or injury you're:</p> <ul style="list-style-type: none"> <li>unable to perform the duties of any occupation for which you are suited by way of education, training or experience, <b>and</b></li> <li>not working for Earnings, payment or profit, <b>and</b></li> <li>being regularly treated or monitored (as appropriate to your condition) by an appropriately qualified Doctor.</li> </ul> | <p>After the Review Date following your 65th birthday, Total Disability means that solely due to sickness or injury you're:</p> <ul style="list-style-type: none"> <li>unable to perform the duties of any occupation for which you are suited by way of education, training or experience, <b>and</b></li> <li>not working for Earnings, payment or profit, <b>and</b></li> <li>being regularly treated or monitored (as appropriate to your condition) by an appropriately qualified Doctor.</li> </ul> | N/A  |
| <p>Total Disability benefits that start within 12 months before:</p> <ul style="list-style-type: none"> <li>the Termination Date (for all benefit periods), <b>or</b></li> <li>the Review Date following your 65th birthday (unless you have a benefit period to age 70)</li> </ul> <p>will be payable while you continue to be Totally Disabled for a maximum of 12 months.</p>  | <p>Total Disability benefits that start within 12 months before:</p> <ul style="list-style-type: none"> <li>the Termination Date (for all benefit periods), <b>or</b></li> <li>the Review Date following your 65th birthday</li> </ul> <p>will be payable while you continue to be Totally Disabled for a maximum of 12 months.</p>   | <p>Total Disability benefits that start within 12 months before the Termination Date will be payable while you continue to be Totally Disabled for a maximum of 12 months.</p> |

For Income Protection and Income Protection Special Risk, if you're working for Earnings, payment or profit but do not meet the requirements of Totally Disabled as described above, you may be eligible for Partial Disability benefits (see page 34).

Benefits are not concurrently payable for both Total and Partial Disability for the same period of disability.

# Income Protection insurance

## What is Partially Disabled?

The following table compares the definition and payment terms between Income Protection Platinum, Income Protection and Income Protection Special Risk.

| Income Protection Platinum   | Income Protection   | Income Protection Special Risk  |
|--|---|---|
| <p><b>Partially Disabled</b> and <b>Partial Disability</b> means solely due to sickness or injury you're:</p> <ul style="list-style-type: none"> <li>unable to fully perform the duties of your occupation, <b>and</b></li> <li>working in a reduced capacity in either your occupation or another occupation, <b>and</b></li> <li>not Totally Disabled, <b>and</b></li> <li>being regularly treated or monitored (as appropriate to your condition) by an appropriately qualified Doctor, <b>and</b></li> <li>as a result of your inability, your monthly Earnings in that occupation are lower than your Earnings Before Disability.</li> </ul>  | <p><b>Partially Disabled</b> and <b>Partial Disability</b> means solely due to sickness or injury you're:</p> <ul style="list-style-type: none"> <li>unable to fully perform the duties of your occupation, <b>and</b></li> <li>working in a reduced capacity in either your occupation or another occupation, <b>and</b></li> <li>not Totally Disabled, <b>and</b></li> <li>being regularly treated or monitored (as appropriate to your condition) by an appropriately qualified Doctor, <b>and</b></li> <li>as a result of your inability, your monthly Earnings in that occupation are lower than your Earnings Before Disability.</li> </ul> | <p><b>Partially Disabled</b> and <b>Partial Disability</b> means solely due to sickness or injury you're:</p> <ul style="list-style-type: none"> <li>unable to fully perform the duties of your occupation, <b>and</b></li> <li>working in a reduced capacity in either your occupation or another occupation, <b>and</b></li> <li>not Totally Disabled, <b>and</b></li> <li>being regularly treated or monitored (as appropriate to your condition) by an appropriately qualified Doctor, <b>and</b></li> <li>as a result of your inability, your monthly Earnings in that occupation are lower than your Earnings Before Disability.</li> </ul> |
| <p>If, when disability begins, you weren't Gainfully Employed and haven't been Gainfully Employed during the previous 12 months, then Partially Disabled and Partial Disability means that, solely due to Sickness or Injury, you're:</p> <ul style="list-style-type: none"> <li>unable to fully perform any occupation for which you're reasonably suited by education, training or experience, <b>and</b></li> <li>capable of working in a reduced capacity in either your occupation or another occupation for which you're reasonably suited by education, training or experience or, after your disability first began, you've returned to work and are working in a reduced capacity in either your occupation or another occupation, <b>and</b></li> <li>not Totally Disabled, <b>and</b></li> <li>being regularly treated or monitored (as appropriate to your condition) by an appropriately qualified Doctor, <b>and</b></li> <li>as a result of your inability, your monthly Earnings in that occupation are lower than your Earnings Before Disability.</li> </ul> | <p style="text-align: center;">N/A</p>  | <p style="text-align: center;">N/A</p>  |

## What is Partially Disabled? continued

| Income Protection Platinum  | Income Protection   | Income Protection Special Risk  |
|---|---|---|
| <p>N/A</p>  | <p>The Partial Disability benefit must follow Total Disability of at least 14 days, or from the end of your Waiting Period, whichever is later.</p> <p><b>For outside super only</b>, where Partial Disability is due to one of the following specified conditions, a prior period of Total Disability isn't required for you to be eligible for certain benefits:</p> <ul style="list-style-type: none"> <li>• Motor Neurone Disease</li> <li>• Multiple Sclerosis</li> <li>• Muscular Dystrophy</li> <li>• Parkinson's Disease.</li> </ul> <p>The specified condition must be diagnosed by a Specialist and confirmed by our medical adviser. These specified conditions are defined in the Critical Illness definitions on pages 100 to 108.</p> | <p>The Partial Disability benefit must follow Total Disability of at least 14 days, or from the end of your Waiting Period, whichever is later.</p> <p><b>For outside super only</b>, where Partial Disability is due to one of the following specified conditions, a prior period of Total Disability isn't required for you to be eligible for certain benefits:</p> <ul style="list-style-type: none"> <li>• Motor Neurone Disease</li> <li>• Multiple Sclerosis</li> <li>• Muscular Dystrophy</li> <li>• Parkinson's Disease.</li> </ul> <p>The specified condition must be diagnosed by a Specialist and confirmed by our medical adviser. These specified conditions are defined in the Critical Illness definitions on pages 100 to 108.</p> |
| <p>Partial Disability benefits that start within 12 months before:</p> <ul style="list-style-type: none"> <li>• the Termination Date (for all benefit periods), or</li> <li>• the Review Date following your 65th birthday (unless you have a benefit period to age 70)</li> </ul> <p>will be payable while you continue to be Partially Disabled for a maximum of 12 months.</p> | <p>Partial Disability benefits that start within 12 months before:</p> <ul style="list-style-type: none"> <li>• the Termination Date (for all benefit periods), or</li> <li>• the Review Date following your 65th birthday</li> </ul> <p>will be payable while you continue to be Partially Disabled for a maximum of 12 months.</p>  | <p>Partial Disability benefits that start within 12 months before the Termination Date will be payable while you continue to be Partially Disabled for a maximum of 12 months.</p>  |

# Income Protection insurance

## How does partial disability work?

If, when your disability begins, you're Gainfully Employed or have been Gainfully Employed during the previous 12 months, and you return to work in a reduced capacity, your Partial Disability benefit will be calculated in proportion to your reduction in Earnings.

### Income Protection Platinum

If, when your disability begins, you're not Gainfully Employed and haven't been Gainfully Employed during the previous 12 months, your Partial Disability benefit will be calculated differently. The calculation will be in proportion to the reduction in the amount of Earnings you could reasonably be expected to generate if you were working to your pre-disability capacity. This will take into account available medical evidence (including the opinion of your Doctor), relevant occupational assessments and other considerations directly related to your medical condition (including information provided by you).

If you're receiving Total Disability benefits, you won't be eligible for Partial Disability benefits.

## What if you can claim from another source?

When you're paid benefits from another source for loss of income from Workers Compensation, or other legislated payment for loss of income, your benefits will be adjusted as follows:

If you choose **Agreed Value** cover your benefits will be reduced so that the amount we pay you, together with benefits from another source, doesn't exceed:

- 75% of your Earnings Before Disability for Total Disability, or
- 100% of your Earnings Before Disability for Partial Disability.

We won't reduce your benefits if they, together with benefits from another source, are less than your monthly benefit.

If you choose **Indemnity cover** your benefits will be reduced so that the amount we pay you, together with benefits from another source, will be the lesser of:

- the benefit shown on your Schedule and
- your maximum insurable amount calculated by the formula described in the table on page 30.

Where benefits from another source are paid as a lump sum, to calculate the reduction in your benefit, we'll treat the lump sum as though it was paid in equal monthly instalments for eight years.

We won't make any adjustments for social security payments, benefits at common law, compensation paid for pain or suffering or superannuation payments.

In addition:

### For Income Protection Platinum:

For professional occupations such as surgeons, accountants and solicitors, we won't adjust your benefit. Your financial adviser will help you work out if your occupation is eligible.

### For Income Protection Special Risk:

If you have selected Non Occupational Cover (see page 39) and you receive income benefits from Workers Compensation or a similar compensation scheme regulated by legislation, no benefit will be payable.

## What are the features?

The table below provides a snapshot of the features included with your Income Protection insurance.

| Features of all Income Protection insurance                               |  |
|---|--|
| <b>Choice of Waiting Period</b>   | <p>This is the initial period of disability where you won't receive benefits. You pay a lower premium the longer the Waiting Period. You can choose a Waiting Period of:</p> <p><b>Income Protection Platinum and Income Protection:</b> 14, 30, 90 days or one or two years.</p> <p><b>Special Risk:</b> 30 or 90 days.</p>   |
| <b>Choice of Benefit Period</b>   | <p>You'll receive a monthly benefit while you're disabled, up to the maximum benefit period you choose. You pay a lower premium the shorter the benefit period you select. You can choose a maximum benefit period of:</p> <p><b>Income Protection Platinum:</b> two or five years, up to age 65 or up to age 70.</p> <p>For the benefit period up to age 70, special terms apply to claims that start after age 65, see page 81 for more details</p> <p><b>Income Protection:</b> two or five years, or up to age 65.</p> <p><b>Special Risk:</b> two or five years.</p>  |
| <b>Child Support Income Benefit</b><br>(outside super only – see page 84) | <p>You'll receive the lesser of three times the monthly benefit and \$25,000 as a lump sum if your Child dies, or the first time your Child has a Child Support Income Benefit Condition.</p>  |
| <b>Rehabilitation Expenses</b><br>(outside super only)                    | <p>In addition to any Total or Partial Disability benefit payable, you'll receive up to 12 times your monthly benefit for approved rehabilitation expenses to help you return to work. This could include the cost of a rehabilitation course or special equipment.</p>  |
| <b>Rehabilitation Bonus</b><br>(outside super only)                       | <p>You'll receive an increase of 50% in your Total or Partial Disability benefit for up to 12 months while you're undergoing approved rehabilitation.</p>  |
| <b>Premium Waiver</b>   | <p>Your Income Protection premiums will be waived while you're receiving benefits.</p> <p>Any premiums paid while you're disabled and receiving benefits, including during the waiting period will be refunded.</p> <p>Premiums for other types of insurances will still be due.</p>   |
| <b>Return to work during the Waiting Period</b>                           | <p>You can return to work during the Waiting Period. The days you work don't have to be consecutive, but the Waiting Period will be extended by the number of days you work.</p> <p>When your Waiting Period is 14 days or 30 days, and you return to work for more than five consecutive days, your Waiting Period will restart.</p> <p>If your Waiting Period is more than 30 days, and you return to work for more than 10 consecutive days, your Waiting Period will restart.</p> <p>For Income Protection Platinum, return to work means that you've returned to work at full capacity.</p>   |
| <b>Recurring Disability Benefit</b>                                       | <p>If your disability recurs while this insurance is in force, we'll consider it a continuation of your previous disability if you returned to work after your previous disability for no more than:</p> <ul style="list-style-type: none"> <li>• six months, if your benefit period is five years or less, or</li> <li>• six months, if the disability recurs <b>after</b> the Review Date following your 65th birthday, or</li> <li>• 12 months, if your benefit period is more than five years and the disability recurs <b>before</b> the Review Date following your 65th birthday.</li> </ul> <p>If this is the case, you can continue your claim as soon as the disability recurs, with no new Waiting Period.</p> <p>The cause of the disability must be the same as, or related to, the previous disability for which you received a benefit.</p> <p>The combined benefit period for both the previous disability and the recurring disability cannot exceed the total benefit period shown in your Schedule.</p> <p>If the disability recurs after this time we'll treat it as a new claim.</p> |

# Income Protection insurance

## Features continued

|  |   |
|--|---|
| <b>Elective Surgery Benefit</b>  | <p>You may be eligible for a monthly benefit if you're unable to work because you have undergone:</p> <ul style="list-style-type: none"> <li>• elective surgery performed on the advice of an appropriately qualified Doctor</li> <li>• an operation to improve your appearance as a result of a sickness or injury, or</li> <li>• surgery to donate a body organ or bone marrow to another person.</li> </ul> <p>The surgery must take place more than six months after this insurance started, was last reinstated or increased. If you undergo elective or cosmetic surgery within six months of an increase to your monthly benefit, we'll only pay the monthly benefit that applied before the increase.</p> <p>In all cases the surgery must be performed by an appropriately qualified Doctor.</p> |
| <b>Death Benefit</b>   | <p>Your estate will receive six months' benefit as a lump sum to a maximum of \$60,000 if you die while the policy is in force.</p>   |
| <b>Increases without further Medical Evidence</b><br><small>(Income Protection Platinum and Income Protection only – see page 90)</small>  | <p>Once during any three year period, you can apply to increase your Income Protection insurance by up to 20% without further medical evidence when certain personal events happen.</p>   |
| <b>Extended Cover Renewable to age 70</b><br><small>(Income Protection Platinum and Income Protection– see page 90 for details including the special terms that apply to claims that start after age 65)</small> | <p>Following the Review Date after you turn 65, you can continue to renew this insurance (on special terms) until the date you retire or cease full-time Gainful Employment, or until you turn 70, whichever happens first.</p>   |
| <b>Waiting Period Conversion</b><br><small>(Income Protection Platinum and Income Protection see page 97)</small>  | <p>You can apply to reduce your Waiting Period from two years to 90 days without further medical evidence if:</p> <ul style="list-style-type: none"> <li>• you have a two year Waiting Period in conjunction with an eligible group salary continuance scheme, and</li> <li>• you leave your employer and the related group salary continuance scheme, and</li> <li>• you don't exercise a continuation option from that scheme.</li> </ul>   |

## What are the additional options?

You can also apply for these options at an additional cost.

| Income Protection insurance additional options  |   |
|---|---|
| <b>Extra Benefits Option</b><br><small>(outside super only – see page 39)</small>   | <p>You can purchase a package of extra benefits. These are:</p> <ul style="list-style-type: none"> <li>• Nursing Care Benefit (payable during the Waiting Period)</li> <li>• Accommodation Benefit</li> <li>• Transportation Benefit</li> <li>• Home Assistance</li> <li>• Critical Illness Benefit, and</li> <li>• Advance Payment Benefit.</li> </ul>   |
| <b>Indexed Claim Benefits</b>   | <p>To make sure benefits keep pace with inflation, your benefits and Earnings Before Disability will be increased annually after benefits have been paid continuously for a full year. The increase will be equal to the most recent annual CPI increase available at the date we calculate the increase.</p>   |
| <b>Short Waiting Period for Accidental Injury Option</b><br><small>(outside super only, 14 or 30 day Waiting Periods apply)</small> | <p>This option allows you to receive benefits while you're Totally Disabled during the Waiting Period. You're eligible to receive Benefits from the fourth consecutive day of your Total Disability during the Waiting Period.</p> <p>If you're already eligible for the Nursing Care Benefit under the Extra Benefits Option, you won't be eligible for this feature.</p> <p>Your Total Disability must be caused by an Accident and begin within 30 days of the Accident.</p> |



## Reduce the cost of your insurance

Here are some options that will help you reduce the cost of your insurance.

| Option  |   |
|---|---|
| <b>Premium Saver Option</b>   | <p>You can choose to exclude any disability, condition or loss arising from or contributed to by:</p> <ul style="list-style-type: none"> <li>• chronic fatigue syndrome or fibromyalgia</li> <li>• Mental Disorder and/or alcohol, drug or chemical abuse or dependency except where you are confined indoors and, under the direction of an appropriately qualified Doctor, are receiving full-time nursing care or continuous supervision (not provided by a member of your Family) to protect yourself or other people.</li> </ul> |
| <b>Non-Occupational Cover Option</b><br>(Income Protection Special Risk only) | <p>You can choose to exclude disabilities:</p> <ul style="list-style-type: none"> <li>• which happen at work or as a result of work, or</li> <li>• for which you can claim benefits under Workers Compensation or a similar compensation scheme regulated by legislation.</li> </ul>  |

### Extra Benefits Option (outside super only)

As an additional option to your Income Protection insurance you can purchase this package of extra benefits:

#### Nursing Care Benefit (payable during the Waiting Period)

You'll receive a proportion of your Monthly Benefit (1/30th each day) if you're confined to bed under a Doctor's direction, and receive full-time registered nursing care (not provided by a member of your Family).

The benefit applies if you're confined to bed for at least 72 consecutive hours. You will receive this benefit for each day of care during the Waiting Period for up to 180 consecutive days.

#### Accommodation Benefit

You'll receive an additional \$500 every day if a Family member needs hotel or motel accommodation to be near you.

This applies if you're Totally Disabled, confined to bed and receiving full-time registered nursing care (not provided by a member of your Family) under a Doctor's direction and you are more than 100 kilometres from your usual place of residence. The benefit applies from the fourth day of your confinement to bed for a maximum of 30 days in any one year period.

#### Transportation Benefit

If you become Totally Disabled for at least one month while you are:

- outside Australia, we'll reimburse the cost of transportation back to Australia
- inside Australia, more than 100 kilometres from home, we'll reimburse the cost of transportation back to your home.

We'll only pay this benefit once in any 12-month period, after deducting any reimbursements you're entitled to receive from other sources. You can receive a maximum benefit equivalent to three times your monthly Income Protection benefit.

#### Home Assistance

While you receive a Total Disability benefit, if you're at home, confined to bed or the house and dependent on home assistance or nursing care, you'll receive a further benefit to help you cover this cost.

- If you hire a private registered nurse (who isn't a member of your Family), you'll receive \$150 per day, for up to six months, or
- If your Spouse stops working at a full-time job solely to care for you at home (unless your Spouse worked for you or your employer before your disability), you'll receive the lesser of your monthly benefit, and \$4,500 per month, for up to six months.

# Income Protection insurance

## Critical Illness Benefit

You'll receive a lump sum equal to six times your monthly benefit if you suffer any of the following conditions as defined in the Critical Illness definitions on pages 100 to 108, even if you're not Totally Disabled or Partially Disabled.

The specified condition must satisfy the definition terms, be diagnosed by an appropriate Specialist, and confirmed by our medical adviser.

| Critical conditions                       | Qualifying period |
|---|-------------------|
| Aorta Repair                              | 3 months          |
| Aplastic Anaemia                          |                   |
| Benign Brain Tumour                       |                   |
| Cardiomyopathy                            |                   |
| Chronic Kidney Failure                    |                   |
| Chronic Liver Failure                     |                   |
| Chronic Lung Failure                      |                   |
| Coma                                      |                   |
| Coronary Artery Bypass Surgery            | 3 months          |
| Deafness                                  |                   |
| Dementia or Alzheimer's Disease           |                   |
| Encephalitis                              |                   |
| Heart Attack                              | 3 months          |
| Heart Valve Surgery                       | 3 months          |
| HIV contracted through medical procedures |                   |
| HIV contracted through your work          |                   |
| Major Brain Injury                        |                   |
| Major Burns                               |                   |
| Major Organ or Bone Marrow Transplant     |                   |
| Malignant Cancer                          | 3 months          |
| Motor Neurone Disease                     |                   |
| Multiple Sclerosis                        |                   |
| Muscular Dystrophy                        |                   |
| Open Heart Surgery                        |                   |
| Parkinson's Disease                       |                   |
| Pneumonectomy                             |                   |
| Primary Pulmonary Hypertension            |                   |
| Stroke                                    | 3 months          |

## Qualifying periods

Some critical conditions are covered only after a period of time known as a qualifying period. This means you're not covered for those conditions when they first appear, happen or are diagnosed within the qualifying period after your insurance started, was last reinstated or increased. Please see page 96 for more detailed information in the Insurance glossary.

## Conditions for the Critical Illness Benefit

The Critical Illness Benefit is:

- payable instead of the first 180 days of any Total or Partial Disability benefit or the Nursing Care Benefit
- not payable if you're receiving the Advance Payment Benefit, and
- not payable if it is less than \$10,000.

You can only claim this benefit once for each critical condition.

If, at the end of the payment period, you're still Totally or Partially Disabled, you may receive a Total or Partial Disability Benefit. The payment period for the Critical Illness Benefit will count towards the Waiting Period.

## Advance Payment Benefit

You'll receive your monthly benefit in advance, as a lump sum for the periods shown in the tables below, for certain injuries.

If one injury causes more than one of the losses or fractures shown in the tables below, you'll only receive a benefit for the loss with the largest benefit.

| If, within 181 days of the injury, you completely and permanently lose the use of: | The Advance Payment Benefit period is:        |
|--|---|
| Two or more limbs caused by damage to the nervous system (Paralysis)               | The lesser of 5 years or your benefit period. |
| Both hands or both feet, or the sight in both eyes                                 | 2 years                                       |
| A hand and a foot  | 2 years                                       |
| A hand or foot and the sight in one eye  | 2 years                                       |
| An arm or a leg  | 1.5 years                                     |
| A hand or foot or the sight in one eye   | 1 year  |
| Thumb and index finger on the same hand  | 180 days                                      |

| If you completely fracture these bones (so that they need a pin, traction, plaster cast, or other immobilising structure, diagnosed within 30 days of the injury that caused the fracture). | The Advance Payment Benefit period is: |
|---|--|
| Thigh (shaft)   | 90 days                                |
| Pelvis (except the coccyx)  | 90 days                                |
| Kneecap   | 60 days                                |
| Lower leg (shaft, including the ankle but excluding the foot and toes)  | 60 days                                |
| Shoulder blade  | 60 days                                |
| Skull (except the face or nose bones)   | 60 days                                |
| Upper arm (shaft, including the elbow and shoulder)   | 60 days                                |
| Collarbone  | 45 days                                |
| Forearm (shaft, including the wrist but excluding the elbow)  | 45 days                                |
| Jaw   | 45 days                                |

If your Waiting Period is more than 30 days, the Advance Payment Benefit period will be reduced by your Waiting Period.

You'll receive your Income Protection benefits after the Advance Payment Benefit period if you continue to be Totally or Partially Disabled as a result of your injury, up to the earliest of:

- you reach your maximum benefit period (taking into account any advance benefits)
- you reach the Termination Date shown in your Schedule, or
- you die.

# Income Protection insurance

## One benefit paid at a time

You'll only receive one benefit at a time. However, you'll also receive the following benefits at the same time as your Total or Partial Disability benefits:

- Rehabilitation Expense Benefit
- Rehabilitation Bonus, and
- where you have selected the Extra Benefits Option:
  - Home Assistance Benefit
  - Transportation Benefit
  - Accommodation Benefit.

## When do benefits end?

We'll continue to pay your benefits until:

- you stop being Totally or Partially Disabled
- you reach your maximum benefit period, or
- your Income Protection insurance ends.

## When won't a benefit be paid?

You won't receive a benefit for any disability, condition or loss arising from, or contributed to, by:

- intentional self-inflicted injury or attempted suicide
- normal and uncomplicated pregnancy or childbirth
- sickness or injury that first appeared, happened or was diagnosed before your insurance started, or was last reinstated (unless disclosed to and accepted by us as part of the application or reinstatement process), or
- war or warlike operations (doesn't apply to any benefit payable on your death).

For MLC Insurance (Super), there may be circumstances where the benefit can't be released to you by the Trustee and, therefore, must be preserved within Super until you meet a condition of release under super legislation.

For more information, please see page 73.

## What is sabbatical leave?

This means leave taken for study or travel as a normal part of your occupation.

## When will your insurance end?

Your Income Protection insurance (including Platinum and Special Risk insurance) will end when:

| Income Protection Platinum   | Income Protection  | Income Protection Special Risk  |
|--|--|---|
| <ul style="list-style-type: none"> <li>• you cancel your insurance</li> <li>• you retire or stop work and don't intend to work any more for reasons other than disability</li> <li>• the Termination Date for this insurance is reached, as shown on your Schedule</li> <li>• your premiums aren't paid</li> <li>• a fraudulent claim is made,</li> <li>• you die</li> <li>• you have a two year, five year or to age 65 benefit period and you are entitled to receive a benefit at the Review Date following your 65th birthday</li> <li>• after the Review Date following your 65th birthday you haven't done full-time paid work for six months, except when this is a direct result of Total Disability, or</li> <li>• if the lump sum benefit is paid</li> </ul> | <ul style="list-style-type: none"> <li>• you cancel your insurance</li> <li>• you retire or stop work and don't intend to work any more for reasons other than disability</li> <li>• the Termination Date for this insurance is reached, as shown on your Schedule</li> <li>• your premiums aren't paid</li> <li>• a fraudulent claim is made</li> <li>• you die</li> <li>• you have a two year, five year or to age 65 benefit period and you are entitled to receive a benefit at the Review Date following your 65th birthday</li> <li>• after the Review Date following your 65th birthday you haven't done full-time paid work for six months, except when this is a direct result of Total Disability, or</li> <li>• you haven't done paid work for one year (or two years if you're on maternity or sabbatical leave from a professional or clerical occupation), except when this is a direct result of disability, or if we have agreed in writing that this insurance will continue for longer.</li> </ul> | <ul style="list-style-type: none"> <li>• you cancel your insurance</li> <li>• you retire or stop work and don't intend to work any more for reasons other than disability</li> <li>• the Termination Date for this insurance is reached, as shown on your Schedule</li> <li>• your premiums aren't paid</li> <li>• a fraudulent claim is made</li> <li>• you die</li> <li>• you haven't done paid work for one year (or two years if you're on maternity or sabbatical leave from a professional or clerical occupation), except when this is a direct result of disability, or if we have agreed in writing that this insurance will continue for longer, or</li> <li>• we do not offer to continue this insurance.</li> </ul> |

For MLC Insurance (Super) your insurance will also end if it's replaced by a non-super policy as detailed on page 74.

# Business Expenses insurance

Helps keep your business going by reimbursing your fixed expenses if you're unable to work due to sickness or injury.

You can apply for Business Expenses insurance outside super only.

## How does it work?

If you're self employed, or operate a small business, you'll be reimbursed for certain business expenses incurred while you're Totally Disabled, up to your monthly benefit amount for up to one year.

If there's more than one owner of the business, you'll receive your share of the covered business expenses.

If you're paid less than the full benefit over a year, we'll extend the benefit period while you continue to be disabled for the lesser of another 12 months or until you've been reimbursed an amount equal to the full 12 months' benefit.

If you change businesses, the policy is portable. You have the flexibility to apply this insurance to your new business.

This insurance isn't available if you work in a special risk occupation.

## How much insurance can you apply for?

You can apply for Business Expenses insurance up to \$60,000 per month.

## What is a business expense?

The covered expenses are the reasonable and regular normal operating expenses of the business you own and manage, including:

- rent or mortgage payments
- property levies, rates and taxes
- equipment or vehicle lease costs
- electricity, heating and water costs
- cleaning and laundry costs
- depreciation on office equipment and premises that the business owns
- salaries of employees not generating business income
- costs of accounting services
- fees for memberships of professional associations
- business insurance premiums, and
- net cost of a locum.

You'll receive a proportion of your monthly benefit (1/30th each day) if you're disabled for part of a month.

Expenses which are paid for, or relate to a period of two or more months, will be allocated proportionally for the purpose of calculating the monthly benefit.

## What is a locum?

A locum is a person engaged to work in your business from an external source as a direct replacement for you.

**Net cost of a locum** means the cost incurred in engaging a locum less the gross sales, earnings or billings generated by the locum.

## What are the features?

The table below provides a snapshot of the features included with your Business Expenses insurance.

| Features of Business Expenses insurance         |   |
|---|---|
| <b>Choice of Waiting Period</b>                 | This is the initial period when you won't receive benefits. You can choose a Waiting Period of 14 or 30 days. You pay a lower premium the longer the Waiting Period.  |
| <b>Premium Refund</b>                           | Your Business Expenses insurance premiums, including premiums paid during the Waiting Period, will be refunded to you while you're disabled and you're receiving benefits. Premiums for other types of insurances will still be due.  |
| <b>Recurring Disability Benefit</b>             | If your disability recurs after you returned to work, while this insurance is in force, and within six months of your return to full-time work, we'll consider it a continuation of your previous disability. If this is the case, you can continue your claim as soon as the disability recurs, with no new Waiting Period.<br>The cause of the disability must be the same as, or related to, the previous disability for which you have received a benefit.<br>If the disability recurs after six months, we'll treat it as a new claim. |
| <b>Return to work during the Waiting Period</b> | You can return to work during the Waiting Period. The days you work don't have to be consecutive, but the Waiting Period will be extended by the number of days you work. If you return to work for more than five consecutive days, your Waiting Period will restart. For the purposes of the Platinum Option, return to work means that you've returned to work at full capacity.   |
| <b>Death Benefit</b>                            | You'll receive three months' benefit as a lump sum, to a maximum of \$30,000, if you die while the policy is in force.  |

## What is the additional option?

You can also apply for the option below at an additional cost.

| Business Expenses insurance additional option |  |
|---|--|
| <b>Platinum Option</b>                        | You'll receive a proportion of the covered expenses (up to a maximum of your monthly benefit) if you become Partially Disabled. The amount you receive will be calculated to reflect the difference between the Business Earnings Before Disability and the Business Earnings After Disability.<br>A different definition of Totally Disabled will also apply. |

# Business Expenses insurance

## What is Totally Disabled?

This definition differs depending on whether you have selected Business Expenses insurance or Business Expenses insurance with Platinum Option.

| Business Expenses insurance  | Business Expenses insurance with Platinum Option  |
|--|---|
| <p><b>Totally Disabled</b> and <b>Total Disability</b> means that solely due to sickness or injury, you're:</p> <ul style="list-style-type: none"> <li>unable to perform at least one of the important duties of your occupation which is necessary to produce your Business Earnings, <b>and</b></li> <li>not working for Earnings, payment or profit,</li> </ul> | <p><b>Totally Disabled</b> and <b>Total Disability</b> means that, solely due to sickness or injury, you're:</p> <ul style="list-style-type: none"> <li>unable to perform at least one of the important duties of your occupation which is necessary to produce your Business Earnings, <b>and</b></li> <li>not working for Earnings, payment or profit,</li> </ul> |
| N/A  | <p><b>or</b></p> <ul style="list-style-type: none"> <li>unable to perform the duties of your occupation necessary to produce your Business Earnings for more than 10 hours per week (with the result that your Business Earnings After Disability are reduced to 20% or less of your Business Earnings Before Disability),</li> </ul>                               |
| <p><b>and</b></p> <ul style="list-style-type: none"> <li>being regularly treated or monitored (as appropriate to your condition) by an appropriately qualified Doctor.</li> </ul>  | <p><b>and</b></p> <ul style="list-style-type: none"> <li>being regularly treated or monitored (as appropriate to your condition) by an appropriately qualified Doctor.</li> </ul>   |

## What is Partially Disabled?

This definition is only available if you have selected the Platinum Option.

| Business Expenses insurance | Business Expenses insurance with Platinum Option  |
|-----------------------------|---|
| N/A                         | <p><b>Partially Disabled</b> and <b>Partial Disability</b> means that solely due to sickness or injury, you're:</p> <ul style="list-style-type: none"> <li>unable to fully perform the duties of your occupation, <b>and</b></li> <li>working in a reduced capacity in the business, <b>and</b></li> <li>not Totally Disabled, <b>and</b></li> <li>being regularly treated or monitored (as appropriate to your condition) by an appropriately qualified Doctor.</li> </ul> |

You'll receive Total Disability or Partial Disability benefits for up to 12 months while you're Totally or Partially Disabled, if payment of those benefits starts within twelve months of the Termination Date.

We won't pay Benefits for both Total Disability and Partial Disability for the same period of disability.



## What if you can claim from another source?

We won't reimburse you for any covered expenses you are entitled to recover under other insurances or from other people.

## When do benefits end?

We'll continue to pay your benefits until:

- you stop being disabled
- you reach your maximum benefit period
- your Business Expenses insurance ends, or
- you die.

## When won't a benefit be paid?

We won't reimburse you for expenses incurred for any disability, condition or loss arising from or contributed to by:

- intentional self-inflicted injury or attempted suicide
- normal and uncomplicated pregnancy or childbirth
- sickness or injury that first appeared, happened or was diagnosed before your insurance started, or was last reinstated (unless disclosed to and accepted by us as part of the application or reinstatement process), or
- war or warlike operations (this exclusion doesn't apply to any benefit payable on your death).

We won't reimburse you for expenses such as:

- expenses you could claim from elsewhere
- payment or other benefits of any kind to you
- any expense not normally paid before the disability
- repayment of the principal of a loan or mortgage that started less than a year before the disability, or
- the cost of equipment or merchandise for your business.

## When will your insurance end?

Your Business Expenses insurance will end when:

- you cancel your insurance
- you retire or stop work and don't intend to work any more, for reasons other than disability
- you haven't done paid work for one year, except when this is a direct result of disability, or if we agreed in writing that this insurance will continue for longer
- the Termination Date for this insurance is reached, as shown on your Schedule
- your premiums aren't paid
- a fraudulent claim is made, or
- you die.



# Structuring your insurance



# Structuring your insurance

You can structure your insurance as:

- stand-alone
- an extension to Life Cover and Critical Illness insurance:
  - on the same policy, or
  - as a connected benefit on a separate policy.

Your financial adviser can help you work out which structure is most appropriate for you.

## What is stand-alone insurance?

This is insurance that can be purchased on its own and is independent of all other insurances you purchase. If a claim is paid on one of your insurances, your other insurances won't be reduced.

The insurances you can purchase as stand-alone are listed below.

Outside and inside super:

- Life Cover
- Accidental Death, and
- Income Protection.

Outside super only:

- Total and Permanent Disability (TPD)
- Critical Illness
- Occupationally Acquired HIV, Hepatitis B & C Infection, and
- Business Expenses.

### Example 1

#### Stand-alone insurance policy before claim

|                                   |   |  |
|-----------------------------------|---|--|
| Life Cover insurance<br>\$500,000 | Critical Illness stand-alone insurance<br>\$250,000 | Income Protection insurance<br>\$3,000 |
|-----------------------------------|---|--|

Three stand-alone insurances are held under the one policy; Life Cover insurance for \$500,000, Critical Illness insurance for \$250,000 and Income Protection insurance for \$3,000 monthly benefit.

#### Stand-alone insurance policy after payment of a Critical Illness claim

|                                   |   |  |
|-----------------------------------|---|--|
| Life Cover insurance<br>\$500,000 | Critical Illness stand-alone insurance<br>\$0 | Income Protection insurance<br>\$3,000 |
|-----------------------------------|---|--|

Following the payment of a Critical Illness claim for \$250,000, the Critical Illness insurance is reduced to nil. Critical Illness insurance has now ended.

The Life Cover insurance of \$500,000 and Income Protection insurance of \$3,000 monthly benefit have not changed.

## What is extension insurance?

Extension insurance allows one insurance type to be attached to another insurance type.

You'll pay less for this structure than stand-alone insurance because a claim payment will reduce the insurance to which it's attached.

The insurances you can purchase as extensions are:

- Total and Permanent Disability insurance (TPD), and
- Critical Illness insurance.

You can also attach TPD as an extension to your Critical Illness extension insurance. If your Critical Illness insurance ends, you may be able to continue your TPD insurance as either an extension to Life Cover or stand-alone insurance. Your premiums will change accordingly.

The combined amount of any insurances you choose as extensions can't exceed the insurance benefit to which they're attached.

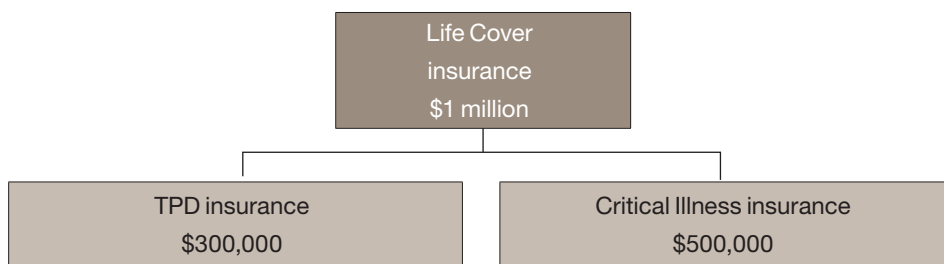
You can also choose to connect your extension insurances both inside and outside super to maximise the cost-effectiveness of your insurance. This can be on different policies and with different policy owners. This is known as 'connected benefits'. Please see Example 4 on page 53.

Your financial adviser can help you work out which structure is most appropriate for you.

Here are some examples of how extension insurance can be structured.

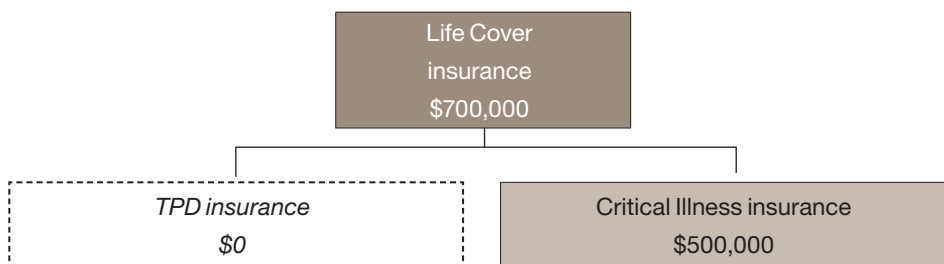
### Example 2

#### Life Cover insurance with TPD and Critical Illness extensions before claim



One insurance policy is held by one owner. TPD and Critical Illness insurance are attached as extensions to Life Cover insurance.

#### Life Cover insurance with TPD and Critical Illness extensions after payment of a TPD claim



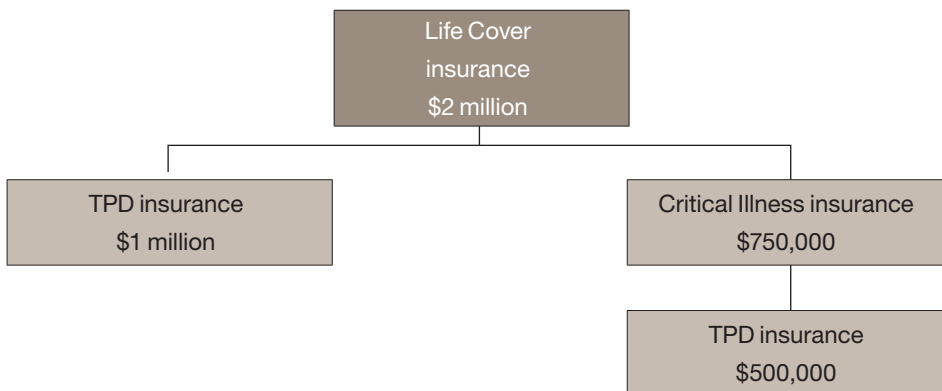
Following payment of a TPD insurance claim for \$300,000, the TPD insurance is reduced to nil. TPD insurance has now ended.

As TPD insurance was attached to Life Cover insurance as an extension, Life Cover insurance is reduced by the amount of the claim paid – \$300,000 in this example.

# Structuring your insurance

## Example 3

### Life Cover insurance with TPD and Critical Illness extensions before claim

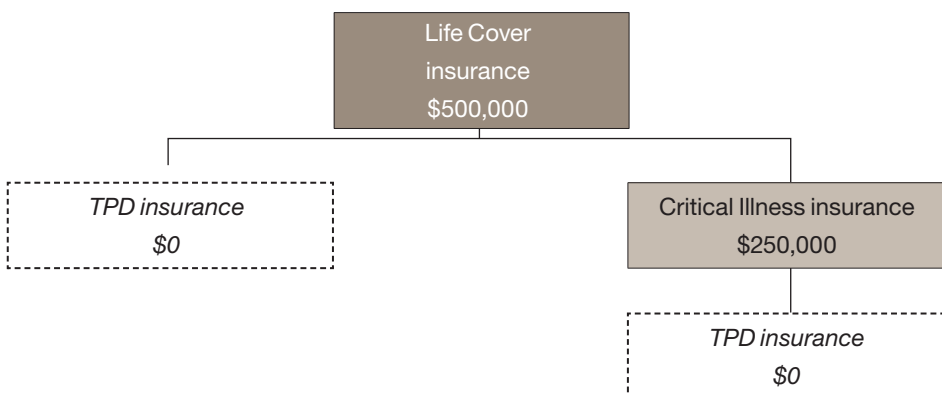


One insurance policy is held by one owner. TPD and Critical Illness insurance are attached to Life Cover insurance. TPD insurance is also attached to Critical Illness insurance.

The combined amount of TPD and Critical Illness insurance attached to Life Cover insurance can't exceed the amount of the Life Cover insurance.

TPD insurance as attached to Critical Illness insurance can't exceed the amount of the Critical Illness insurance extension.

### Life Cover insurance with TPD and Critical Illness extensions after payment of a TPD claim



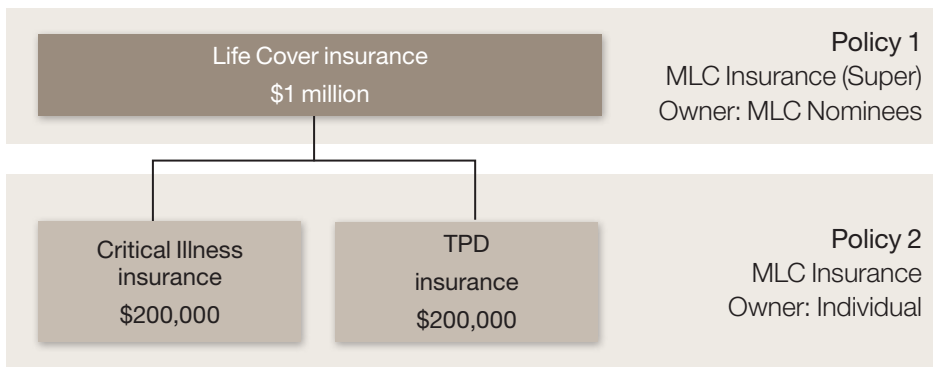
Following the payment of a TPD claim for \$1.5 million, the TPD insurance is reduced to nil where it is attached to both Life Cover and Critical Illness insurance. TPD insurance has now ended.

As TPD insurance was an extension to both Life Cover and Critical Illness insurance, both insurances are reduced by the amount of the claim paid – Critical Illness insurance is reduced by \$500,000 in this example.

Life Cover insurance is also reduced by the full claim amount as both TPD and Critical Illness insurance were attached to Life Cover insurance.

## Example 4

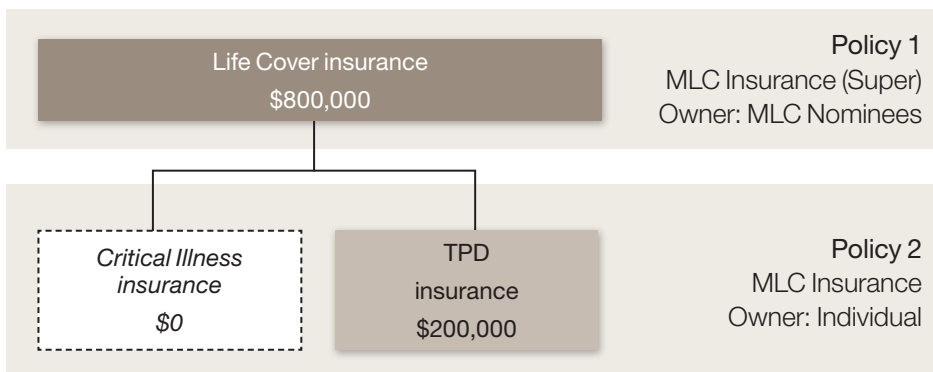
### Connected insurance with TPD and Critical Illness extensions before claim



Two insurance policies are held, but are connected. The Life Cover insurance is held inside super and owned by MLC Nominees.

Critical Illness and TPD insurance are an extension to Life Cover insurance, but held outside super and owned by an individual.

### Connected insurance with TPD and Critical Illness extensions after payment of a Critical Illness claim



Following payment of a Critical Illness claim for \$200,000, Critical Illness insurance is reduced to nil. Critical Illness insurance has now ended.

Life Cover insurance is reduced by the amount of the claim paid – \$200,000 in this example.

Connected benefits can also be used to structure your insurance for business and personal purposes within MLC Insurance. In this case the policy could also be owned by a company or trustees of a trust or self-managed super fund. Your financial adviser can help you with this.

# Structuring your insurance

## What are Double Benefits?

They are an extension insurance that restores the Life Cover if you survive 14 days after a TPD or Critical Illness benefit is paid.

Double Benefits also include a premium waiver for the restored Life Cover premiums until age 65.

The insurances you can purchase as Double Benefits are:

- TPD (extension to Life Cover),
- TPD (extension to Critical illness), and
- Critical Illness Plus insurance (extension to Life Cover).

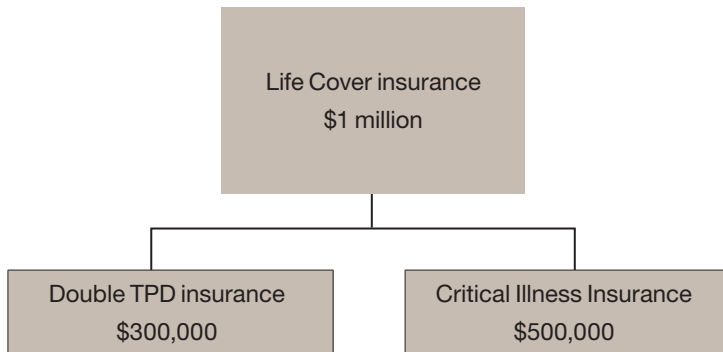
You can also choose to connect your Double Benefits insurance, both inside and outside super, on different policies and with different policy owners.

Your financial adviser can help you work out which structure is most appropriate for you.

Here is an example of how Double Benefits can be structured.

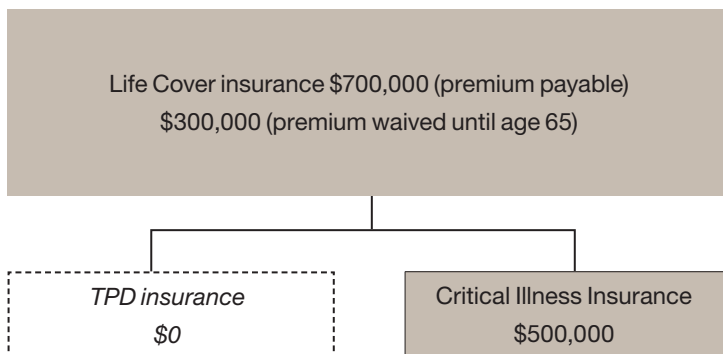
### Example 5

#### Life Cover insurance with Double TPD and Critical Illness extensions before a claim



One insurance policy is held by one owner. Double TPD and Critical Illness extension are attached to Life Cover insurance.

#### Life Cover insurance with Double TPD and Critical Illness extension after payment of a TPD claim (where the life insured survives for more than 14 days)



Following payment of a Double TPD insurance claim for \$300,000, this TPD insurance is reduced to nil and has now ended.

As this TPD insurance was a Double Benefit, the Life Cover insurance remains at \$1 million.

The premium for \$300,000 of the Life Cover (equal to the amount of the TPD benefit paid) is waived until age 65.



This page has been left blank intentionally



Down Wind

| TWS | SPD | TWA | AWA | AWS | GY | E |
|-----|-----|-----|-----|-----|----|---|
| 6   | 5.0 | 139 | 87  | 3.9 | 85 |   |
| 8   | 6.0 | 142 | 94  | 4.9 | 76 |   |
| 10  | 6.8 | 146 | 105 | 5.8 | 68 |   |
| 12  | 7.5 | 152 | 119 | 6.4 | 56 |   |

# How it all works



# Setting up your insurance

## How to apply

To apply for your insurance, please complete the Application Form.

If you're applying for an MLC Insurance (Super) insurance policy, the Trustee will use your completed Application Form to apply for insurance on your behalf.

## What you need to tell us

It's important you disclose every matter you know, or could reasonably be expected to know, that could be relevant to our decision to accept your application.

You must also let us know if any of the information you provide changes prior to your application being accepted (for example you have an Accident) or if your existing insurance is extended, varied or reinstated.

If you don't your insurance may not be valid.

Please read the Duty of Disclosure information on page 60 for more information.

## How is your application assessed?

We'll assess your application taking into account your occupation, lifestyle, leisure activities and medical history to decide whether (and on what terms or conditions) insurance can be offered to you.

In some cases you may not be eligible for the insurance you ask for, or we might offer you insurance at a higher premium, or with an exclusion (for example, if you take part in a hazardous sport or have an existing health problem).

Depending on the insurance you apply for, we may need additional financial or medical information. We may ask you to undergo a medical examination or test.

We'll pay for any medical information asked for during the application process, unless we tell you otherwise. We may also need to write to your Doctor seeking additional information (authorised by you).

Please make sure you disclose every matter you know, or could reasonably be expected to know, that could be relevant to our decision to accept your application.

You also need to let us know if any of the information in your application changes before your insurance is issued (for example, if you become ill or have an Accident). If you don't, your insurance may not be valid. This also applies to applications to extend, vary or reinstate your insurance.

If your application isn't accepted, we'll let you know.

## Inflation Proofing

Each year, on your Review Date, we'll automatically increase your insured benefits to take inflation into account.

Your benefits will increase in line with the Consumer Price Index (CPI) as follows:

- for Life Cover, TPD and Critical Illness insurance benefits, the minimum increase to any benefit at any one Review Date will be the greater of the increase in CPI or 5%
- for Income Protection and Business Expenses insurance benefits, the increase to any benefit at any one Review Date will be the increase in CPI.

Your premium will increase to reflect this change. We'll let you know about the increase one month before your Review Date. Your premium will vary depending on the increased benefit and your age.

If you don't want the CPI increase (in part or in full) for a particular year, please contact us within two months either side of your Review Date.

Inflation Proofing isn't available for Terminal Illness Support, Child Critical Illness, or Occupationally Acquired HIV, Hepatitis B or C Infection insurance.

## Replacing your existing insurance

If you're replacing part or all of any insurance, you should compare the differences between the existing and replacement policies. This way you can make sure your replacement insurance is suitable for you.

Before you cancel any existing policies, please make sure your replacement insurance is in place.

You must cancel your existing insurance within 14 days after your insurance with us starts. If you don't, any amount payable under your replacement insurance will be reduced by any similar amount that you, your estate or nominated beneficiary, would be entitled to receive under the insurance that was to be replaced.

### Need help?

Please speak with your financial adviser or call us on **1300 428 482**.

## Interim Accident Insurance Certificate

While we assess your application, you'll have Interim Accident Insurance. For more detailed information about this insurance, please see page 111.

## Guarantee of upgrade

Whenever we improve the terms of a type of insurance you've chosen, without charging an extra premium, we'll add those improvements to your policy.

The improvements will apply only to future claims and not to past or current claims, or any claims resulting from health conditions or events which started or took place before the effective date of the improvements.

We'll inform you of the effective date of any improvements to your policy.

You may choose to have a claim assessed under the pre-improvement wording if you prefer.

## When does your insurance start?

All the terms and conditions of your insurance are effective from the start date shown in the Schedule.

## What happens if you change your mind?

If you change your mind you can contact us to cancel some or all of your insurance. If you do this within 14 days of the policy being issued and receiving the first Schedule, we'll refund the premiums (other than Government fees and charges) you paid during that time as applicable.

For MLC Insurance (Super), the refund will be paid to the Trustee. They will then refund the money to you subject to super preservation requirements.

However, if you make an alteration or claim on your insurance during these 14 days, this will confirm your acceptance of your insurance and we won't refund any premiums paid.

## Appointing an authorised representative

You can appoint an authorised representative to access information about your insurance on your behalf. To arrange this, please just send us a written request or complete the Change of Policy Details Form available at **mlc.com.au**

An appointed authorised representative can only access information about your insurance and isn't authorised to perform any other actions such as making policy changes. The appointment is valid until changed or cancelled by you in writing.

It's also a good idea to review your appointed authorised representative regularly as you may want to change the appointment if your circumstances change.

## What payment will your financial adviser receive?

We have an agreement with your financial adviser to pay commission which is based on the premium paid.

This commission isn't an additional cost to you, if you don't have a financial adviser, your premium won't be less.

The actual remuneration your financial adviser receives, including any commission, will depend on your financial arrangement with them. This will be set out in the Statement of Advice they must provide to you.

## Resolving complaints

We can usually resolve complaints over the phone. If we can't, or you're not satisfied with the outcome, then please write to us. We'll work to resolve your complaint as soon as possible.

If you're not satisfied with our decision you can get further advice from the following independent bodies:

If you hold an MLC Insurance policy:

### Financial Ombudsman Service

Phone: 1300 780 808

Email: [info@fos.org.au](mailto:info@fos.org.au)

Website: [fos.org.au](http://fos.org.au)

If you hold an MLC Insurance (Super) policy:

### Superannuation Complaints Tribunal

Phone: 1300 884 114

Website: [sct.gov.au](http://sct.gov.au)

# Setting up your insurance

## Your Duty of Disclosure

Before you enter into a contract of life insurance with us, you have a duty, under the Insurance Contracts Act 1984, to disclose to us every matter that you know, or could reasonably be expected to know, is relevant to our decision whether to accept the risk of the insurance and, if so, on what terms.

You have the same duty to disclose those matters to us before such a contract of life insurance is extended, varied or reinstated.

Your duty, however, doesn't require disclosure of a matter:

- that diminishes the risk to be undertaken by MLC
- that is common knowledge
- about which we know or, in the ordinary course of business, ought to know
- for which your duty of compliance is waived by us.

If you take out MLC Insurance (Super) the Trustee obtains life insurance from MLC on you. Because the Trustee is taking out a life policy at your request, the Trustee requires you to make full disclosure to it on the same basis.

### Non-disclosure

If you fail to comply with your Duty of Disclosure and we wouldn't have entered into the contract on any terms if the failure had not occurred, we may avoid the contract within three years of entering into it.

If your non-disclosure is fraudulent, we may avoid the contract at any time.

Even if we are entitled to avoid a life insurance contract we may, within three years of entering into it, elect not to avoid it but reduce the sum for which you've been insured in accordance with a formula that takes into account the premium that would have been payable if you had disclosed all relevant matters to us.

Your Duty of Disclosure continues until the contract of life insurance has been accepted by us and a policy is issued. It also applies if the contract is extended, varied or reinstated.

### Disclosure – MLC Transfer Applications

If you apply to transfer your insurance from your existing MLC policy to a new MLC policy without any change, increase or addition to the insurance (transfer application), our assessment of your transfer application will rely on information provided in your application for your existing MLC policy and if applicable, your application for the most recent increase or addition to your existing MLC policy. By submitting a transfer application you consent to this process.

## Privacy notification

MLC Limited and its subsidiaries are members of the National Australia Bank Group (the Group). The Group includes banking, financing, fund management, financial planning, superannuation, insurance, broking and e-commerce organisations. This statement is an outline of certain matters relating to the collection and handling of your personal information by Group organisations.

## Collecting your personal information

Group organisations will collect personal information for the purposes of:

- providing you with a product or service (including assessing your application)
- managing and administering the product or service
- identifying you and protecting against fraud
- verifying your authority to act on behalf of a customer
- determining whether a beneficiary will be paid a benefit upon a person's death, and
- letting you know about products or services from across the Group that might better serve your financial e-commerce and lifestyle needs or promotions or other opportunities in which you may be interested.

If you provide us with incomplete or inaccurate personal information, the Group organisation may not be able to process your requests and applications or manage or administer your products or services. It may also not be possible to tell you about other products or services from across the Group that might better serve your financial, e-commerce and lifestyle needs.

## Using and disclosing your personal information

Group organisations may disclose your personal information to other organisations:

- involved in providing, managing or administering the products and services the Group offers, including third-party suppliers (eg printers, posting services), other Group organisations, its advisers and loyalty and affinity program partners
- who are your financial or legal advisers or representatives and their service providers
- involved in maintaining, reviewing and developing the Group's products, business systems, procedures and infrastructure including testing or upgrading the Group's computer systems
- involved in a corporate re-organisation or involved in a transfer of all or part of the assets or business of a Group organisation
- involved in the payments systems including financial institutions, merchants and payment organisations
- which are Group organisations which wish to tell you about their products or services that might better serve your financial, e-commerce and lifestyle needs or promotions or other opportunities, and their related service providers, except where you tell the Group not to, and
- as required or authorised by law and/or where you have given your consent.

Your personal information may also be used in connection with such purposes. Because the Group operates throughout Australia and overseas, some of these uses and disclosures may occur outside your state or territory and outside Australia.

## Gaining access to your personal information

Subject to some exceptions allowed by law, you can gain access to your personal information. If access is denied, you will be given reasons for this. In some cases, your request may be dealt with over the telephone. For more information about your personal information and privacy, please call us on **1300 428 482**.

# Altering, renewing, transferring or cancelling your insurance

## Altering your insurance

Your financial adviser can help you alter your insurance. Your premium may change as a result.

We'll let you know if we've accepted or declined your change.

## Renewing your insurance

As long as your premiums continue to be paid, we'll generally renew your insurance each year, even if you make claims or your health worsens.

The following insurances are not guaranteed renewable and, after the first three years in force:

- we'll renew Critical Illness Standard insurance only on terms and conditions that apply at the time of renewal, and
- we'll renew Income Protection Special Risk insurance on a case by case basis.

## Transferring your insurance between non-super and super policies

You can transfer your insurance between MLC Insurance and MLC Insurance (Super) as long as the insurance is still in place.

Transferring insurance involves replacing it with insurance on another policy. For example, Life Cover insurance outside super can be replaced with Life Cover insurance inside super.

Certain restrictions apply to transfers involving insurance inside super policies and your financial adviser can help you with this.

More information on transferring your MLC Insurance (Super) policy to insurance outside super can be found in Converting MLC Insurance (Super) policies on page 74.

## Cancelling your insurance

If you want to cancel your insurance, please call us on **1300 428 482**.



# Beneficiaries

It's important to keep your beneficiary nomination up to date with changes in your personal circumstances.

You can cancel or change your nomination at any time by completing the Beneficiary Nomination Form available at [mlc.com.au](http://mlc.com.au) or call **1300 428 482** to request the form.

## MLC Insurance

### Who receives your death benefit?

You can nominate up to six beneficiaries to receive your death benefit along with the portion you'd like each to receive on the Application Form. If your beneficiary dies before you, their portion of the death benefit will be paid to their estate.

If you don't nominate a beneficiary, your death benefit will be paid to the policy owner or your estate, unless we're legally required to pay the benefit to someone else.

If the policy owner is a Trustee of a trust or self-managed super fund, the benefit will be paid to them.

If you transfer the policy the nomination will be automatically cancelled.

### What happens if there's more than one policy owner?

If there are multiple policy owners, they own it jointly. If one policy owner dies, the policy will be owned by the remaining policy owner, or jointly owned by all the remaining policy owners.

If all policy owners have died, we'll pay any benefits to the estate of the policy owner who died last, unless legally required to pay someone else.

Please speak with your financial adviser for more information.

## MLC Insurance (Super)

### Who receives your death benefit?

If you die, the death benefit will be paid to your beneficiaries or your estate in accordance with super law (as described on the next page). Please let us know who you want to receive your death benefit, otherwise the Trustee will decide.

You can nominate up to six beneficiaries to receive your death benefit, along with the portion you would like each to receive, on the Application Form. The Trustee will confirm the acceptance of your nomination.

# Beneficiaries

For MLC Insurance (Super) there are two beneficiary options you can choose from.

| Option  | Result  | Who you can nominate   |
|---|---|--|
| <b>Make a non-lapsing binding death benefit nomination.</b> | A non-lapsing nomination which is binding on the Trustee and ensures your benefit is paid as you have directed as long as the nomination is and remains valid.  | <ul style="list-style-type: none"> <li>• your Spouse</li> <li>• children, including step-children and adopted children</li> <li>• individuals who are financially dependent on you at the time of your death</li> </ul>  |
| <b>Make a non-binding death benefit nomination.</b>         | <p>A nomination subject to Trustee discretion means the Trustee will decide who receives your benefit and will consider your preferred beneficiaries.</p> <p>The Trustee will use a formal process to make its decision. The process involves the identification of any potential beneficiaries and communication with them. The Trustee then gives careful consideration to what it believes is an appropriate distribution of the benefit, paying particular regard to your recorded preferences.</p> | <ul style="list-style-type: none"> <li>• your legal personal representative (either the executor under your Will or a person(s) granted letters of administration for your estate if you die without having left a valid Will), and</li> <li>• someone in an interdependency relationship with you.</li> </ul> |

You should speak with your financial adviser, estate planner or legal representative to determine which type of nomination will best suit your circumstances and how the tax rules apply to your beneficiaries.

## Who is a dependant?

Includes a spouse, child of any age, a financial dependant, or a person in an interdependency relationship.

## Who is a spouse?

A person living together with another person as husband, wife or de facto partners on a genuine domestic basis, including same-sex partners.

## What is an interdependency relationship?

An interdependency relationship is a close personal relationship between two people who live together, where one or both of them provide for the financial and domestic support and personal care of the other.

This type of relationship may still exist if there is a close personal relationship but the other requirements are not satisfied because of some physical, intellectual or psychiatric disability.

## Non-lapsing binding death benefit nomination

For a non-lapsing binding death benefit nomination to be valid, it must:

- be made by you in writing, and unless the nomination is your legal personal representative, stating the full name, the date of birth of eligible beneficiaries and their relationship to you
- be signed and dated by you in the presence of two adult witnesses who are not nominated beneficiaries
- contain a signed and dated declaration from the witness(es) that your beneficiary nomination was made in their presence, and
- for multiple beneficiaries, specify the proportions of the benefit for each beneficiary (the total must add up to 100%).

The Trustee will confirm the acceptance of your nomination.

## Why use a non-lapsing, binding death benefit nomination?

This is designed to help you with your estate planning. It means you can choose who you leave your Life Cover insurance benefit to, as long as your nomination is valid.

## Can you change your non-lapsing, binding death benefit nomination?

Yes, you can change or cancel your benefit nomination at any time. You can also replace it with a non-binding death benefit nomination.

## Can your non-lapsing, binding death benefit nomination become invalid?

Yes, it can become invalid if, at the time of your death, the person you nominate doesn't meet the eligibility requirements outlined on page 64.

If the nomination becomes invalid the Trustee will have discretion over who receives the benefit (see page 64).

## Do you need to review your nomination regularly?

Yes. It's very important to regularly review your nomination to make sure it reflects your current personal circumstances.

If you choose to make a non-lapsing binding death benefit nomination, it stands even when your personal circumstances change, such as getting married, having children, or any other life-changing event.

If your circumstances do change, your last valid nomination may no longer reflect your intentions. Unless you update it, the Trustee will still pay the person named in the nomination as long as they're still an eligible beneficiary.

We'll confirm the details of your nomination each year via your annual statement.

# How to make a claim

If you need to make a claim, please call us on **1300 125 246** as soon as possible.

## How to claim

When you need to make a claim, please let us know as soon as possible so we can start working on it.

You or your representative can contact us and we'll tell you what you need to do and send you the necessary forms.

The amount of benefit payable for each type of insurance is shown in your Schedule.

In the case of Income Protection and Business Expenses insurance we'll review your benefit amount regularly.

Different types of insurance may have special claim requirements and we may ask for further information to help in assessing your claim. The information you provide is at your cost. However, if we need a financial audit or medical examination by a person we appoint, we'll pay for it.

If we don't accept your claim, we'll let you know our reasons.

## Time limits to claim

### When should your claim be lodged?

You should lodge a claim as soon as you can after the occurrence of the event, unless for MLC Insurance (Super) you or the Trustee are not legally capable of providing the claim information required.

You should provide your claim information to us:

- generally within 12 months, or
- within 30 days of becoming Totally or Partially Disabled, or
- for Income Protection and Business Expenses insurances your claims forms should be returned to us within 90 days.

If you delay making a claim we may not be able to accept your claim or pay benefits.

# Premium

Premium rates for each type of insurance are available upon request by calling us on **1300 428 482**.

## What is your premium?

Your premium is the amount of money charged by us for the insurance provided. Your premium for the types and amounts of insurance you initially apply for will be calculated by your financial adviser and confirmed by us.

If you don't have a financial adviser, please call us on 1300 428 482 and we can put you in touch with one.

Your premium will depend on your individual circumstances including, but not limited to, your:

- **choice** and combination of benefits
- **age** at the start of your insurance and chosen premium structure
- **sex**
- **occupation** – we or your financial adviser can provide you with more information
- **smoking status** – premiums are generally higher for smokers than non-smokers
- **medical history** – the state of your health and/or your family medical history
- **lifestyle and leisure activities** – the greater the risk of the activities you undertake, the higher the premium
- **frequency** of your premium payments and applicable policy fee, and
- **the financial arrangement** agreed with your financial adviser.

Your initial premium will be stated in your Schedule.

The minimum premium for both your initial insurance and for subsequent changes, excluding policy fees, will be:

| Frequency of premium payments | Minimum premium (for new applications) | Minimum premium (for increases to existing insurance) | Minimum premium (for TPD and Critical Illness as a connected benefit) |
|-------------------------------|--|---|---|
| Monthly                       | \$20                                   | \$10  | \$10  |
| Half-yearly                   | \$130                                  | \$65  | \$65  |
| Yearly                        | \$250                                  | \$125   | \$125   |

## Choosing your premium structure

Once you've chosen the type of insurance you want you can choose which premium structure best suits you.

You can choose from a:

- stepped premium, or
- level premium.

You can make different selections for different types of insurance.

You can also choose to split your cover between different premium structures for the one type of insurance.

## What is a stepped premium?

Your benefits remain the same and your premiums will vary each year depending on your age and our premium rates at the time, subject always to any Inflation Proofing increases (see page 58), variations and other increases to your benefits.

## What is a level premium?

Your benefits remain the same and your premium will be based on your age at the start date of your insurance.

When you renew your insurance, your premiums will only vary if a change is made to our premium rates.

Any increase in benefit, including Inflation Proofing increases (see page 58), will be calculated using the rates applicable to you, based on your age at the date of the increase (for the increased component only).

At the Review Date following age 65, we'll automatically continue your insurance on a stepped premium.

## When your insurance is held inside super, your premiums are considered to be super contributions.

Your MLC Insurance (Super) contributions are added to any contributions you and your employer make. While you can contribute as much as you like, you'll pay additional tax if your contributions exceed certain limits. These limits may change from time to time.

To find out the current limits and who can contribute go to **apra.gov.au** or **ato.gov.au** You can also speak with your financial adviser about these limits.

# Premium

## How can you pay your premium?

A range of payment methods are available and all premiums are paid in advance.

Your premium will be higher the more frequently you pay. We can change the frequency loading percentages at any time and will notify you and, in the case of MLC Insurance (Super), the Trustee of any change.

| Frequency of payments | Payment methods available |             |        |       |                       | Frequency loading |
|-----------------------|---------------------------|-------------|--------|-------|-----------------------|-------------------|
|                       | Direct debit              | Credit card | Cheque | BPAY® | Eligible MLC account* |                   |
| Monthly               | •                         | •           |        |       | •                     | 7%                |
| Half-yearly           | •                         | •           | •      | •     | •                     | 4%                |
| Yearly                | •                         | •           | •      | •     | •                     | Nil               |

\* See [mlc.com.au/mlci](http://mlc.com.au/mlci) for a list of eligible MLC accounts and which type of premiums can be deducted from that account.

## Paying your first premium

When you pay your first premium by direct debit, credit card or cheque, the payment will be held in a trust account until your application has been accepted or declined. Any interest earned on this will be retained by us.

If your application is declined, we'll refund the premium to you or, if required by the super law, to your superannuation account.

## What happens if your premium isn't paid?

If your premium isn't paid in full by the due date, and it's still not paid in full by the end of the notice period:

- we'll cancel your policy and your insurance will end
- if any benefit becomes payable, during the notice period, we'll deduct any premium due to us, and
- your membership of the Scheme will also end, if you hold an MLC Insurance (Super) policy and it's your only interest in the Scheme.

You, or the Trustee if you hold an MLC Insurance (Super) policy, can apply to reinstate your policy within six months of your insurance being cancelled.

However:

- you must tell us, in writing, about any event that could influence our decision whether to reinstate the policy as part of your Duty of Disclosure
- your policy won't be reinstated until we've approved it (we're under no obligation to approve the reinstatement), and
- payment of overdue amounts won't automatically reinstate the policy.

If your insurance isn't reinstated, we'll refund to you or, if required by the super law, to your superannuation account, any premiums sent by you after your insurance was cancelled.

In the case of MLC Insurance (Super), if your premiums aren't accepted, depending on your payment method, the money will be returned to you or, if required by the super law, to your superannuation account, or to the eligible MLC account from which it was deducted.

## Refunding your premium when you cancel your insurance

If you cancel your insurance and:

- you pay your premium monthly, your insurance will end as at the next date we would have debited your premium if your insurance had not been cancelled, or
- you pay your premium half-yearly or yearly, your insurance will end when we receive your request to cancel your insurance. Any premium paid by you for a period after that date will be refunded to you or, if required by the super law, to your superannuation account.

## Will your premium change?

Your premium may change each year at your Review Date.

We may change the way we calculate our premiums at any time. Because of this, your premium may increase or decrease. However, we'll:

- give you one month's written notice before premiums change
- only change your premiums as at the Review Date following any change, and
- not single you out for a change in premiums.

# Policy fee and other charges

## Policy fee

The premium you pay includes a policy fee which will increase every year in line with the Consumer Price Index (CPI) at the Review Date. The latest policy fee information is available on [mlc.com.au](http://mlc.com.au)

The policy fee at the preparation date of this PDS is:

| Frequency of premium payments | Policy fee | Annual equivalent |
|-------------------------------|------------|-------------------|
| Monthly                       | \$6.81     | \$81.72           |
| Half-yearly                   | \$39.73    | \$79.46           |
| Yearly                        | \$76.40    | \$76.40           |

A policy fee applies to each policy you apply for.

The policy fee will be waived on the second policy as follows:

- where you purchase TPD and/or Critical Illness insurance as a connected benefit, and the Life Cover insurance is issued on a separate policy. The policy fee will be applied to the the Life Cover insurance. If the connected Life Cover insurance policy is cancelled and the connected policy remains active, the current policy fee applicable at the time will be reinstated.
- where joint policy owners are applying for more than one insurance policy at the same time, the policy fee will apply to:
  - the policy containing an Income Protection insurance benefit, or
  - the MLC Insurance (Super) policy where there is no policy containing an Income Protection benefit, or
  - the policy covering the youngest person insured where the above circumstances do not apply.

Your policy fee will also be waived if your premiums are deducted from an investment or superannuation account administered by wrap platforms.

MLC reserves the right to change policy fees. If we do so we'll give you one month's written notice.

## Government charges

MLC and the Trustee, in the case of MLC Insurance (Super), reserve the right to recover from you the cost of any duty, tax, excise, impost, charges or deductions applied by the Australian Government or any State or Territory Government, as they may apply to your policy from time to time.

There is no Goods and Services Tax (GST) charged on the premium.

## Trustee fees

In the case of MLC Insurance (Super), as at the date of preparation of this PDS, the Trustee doesn't charge a fee for acting as the Trustee.

If this changes, we'll let you know at least three months before introducing the fee.

## Family Law Charges

The Family Law Act helps super, life insurance and other investments to be divided between parties should there be a marriage or de facto breakdown.

MLC and the Trustee may be obliged to provide information to other parties and manage your policy in line with court orders. We and the Trustee may charge a fee for any costs we incur.



This section gives a brief summary of the way MLC Insurance, both inside and outside super, is treated for tax purposes as at the preparation date of this PDS.

This information is of a general nature only and is written as though you are the policy owner.

We recommend that you seek professional tax advice specific to your circumstances. Things may change from time to time. You can also get more information from the Australian Taxation Office on [ato.gov.au](http://ato.gov.au)

## MLC Insurance

The table below provides a general guide on the potential tax treatments of your insurance:

|  | Personal  | Business   |
|--|---|--|
| <b>Life Cover, Accidental Death insurance</b>  | <ul style="list-style-type: none"> <li>Premium is not tax deductible.</li> <li>Benefit is tax-free.</li> </ul>  | <ul style="list-style-type: none"> <li>Premium is likely to be tax deductible when you insure a Key Person to protect against a revenue loss.</li> <li>Benefit is likely to be included in the business' assessable income.</li> </ul> |
| <b>Total and Permanent Disability, Terminal Illness Support, Critical Illness, Child's Critical Illness Occupationally Acquired HIV, Hepatitis B or C Infection insurances</b> | <ul style="list-style-type: none"> <li>Premium is not tax deductible when you insure yourself, your Spouse or a qualifying relative.</li> <li>Benefit is tax-free.</li> </ul>   |  |
| <b>Financial Planning Benefit</b>  | <ul style="list-style-type: none"> <li>Benefit is generally tax-free.</li> </ul>  |  |
| <b>Income Protection, Business Expenses insurances</b>   | <p>If you're self-employed or an employee, the premium is likely to be tax deductible and the benefit is likely to be included as part of your assessable income.</p> <p><b>For Income Protection Platinum only:</b><br/>If you select the Lump Sum Benefit Option, approximately 10% of your premium will not be tax deductible. We'll provide further details in your annual statement.</p> |  |
| <b>Premium Waiver insurance, policy fee</b>  | <p>If your insurance includes a number of insurance types, the cost of Premium Waiver and the policy fee for each insurance type may be deductible, partly deductible or non-deductible depending on the tax treatment of each type.</p>  |  |

### What is a key person?

This is a key person is a person who is an employee or business owner without whose knowledge or expertise the business would suffer material financial loss.

Key person (Revenue Protection) insurance is a method used by a business or employer to protect against financial loss that may result from the loss of service of a key person in the event of death, sickness or injury.

## MLC Insurance (Super)

When your insurance is held inside super, your premiums are considered to be super contributions. Your premium is reported to the Australian Tax Office (ATO).

If you intend to claim a tax deduction for your premium, and your first premium is received towards the end of the current financial year, the first premium may not be reported to the ATO until the application is accepted in the following financial year.

### What are the maximum contribution amounts?

Your MLC Insurance (Super) contributions are added to any contributions you and your employer make. While you can contribute as much as you like, you'll pay additional tax if contributions exceed certain limits. These limits may change from time to time.

To find out the current limits and who can contribute, go to [apra.gov.au](http://apra.gov.au) or [ato.gov.au](http://ato.gov.au). You can also speak with your financial adviser about these limits.

### How are MLC Insurance (Super) contributions taxed?

Contributions are generally either tax-free or taxed at a concessional rate. The main types of contributions that are taxed at a rate of 15% are concessional contributions. These include, but aren't limited to, contributions from your employer (including salary sacrifice) or, if you're eligible, personal contributions for which you can claim a tax deduction.

Insurance premiums may be tax deductible to the Scheme. Where the premium is deductible to the Scheme, the Trustee is able to offset the tax payable on contributions by the amount of the deduction. This may reduce the amount of tax you pay on a taxable contribution.

The selection of certain features or options (such as Own Occupation Total and Permanent Disability) can mean that the premium is not fully deductible to the Scheme, which will reduce the above offset. For further information please speak with your financial adviser.

MLC Insurance (Super) doesn't accept contributions from:

- super lump sum rollovers
- directed termination payments
- personal injury payments
- small business sale proceeds, or
- transfers from overseas funds.

### How are MLC Insurance (Super) benefits taxed?

Normally any benefits received by you from age 60, or paid to your dependants on your death, are tax-free. Tax may be payable by you if you receive a benefit before age 60, or payable by your beneficiary if a death benefit is paid to a non-dependant.

Where required by law, we'll deduct any tax, duty, impost or the like from a benefit payment and forward it to the relevant authority.

## You must provide your Tax File Number (TFN)

### We need your TFN to complete your application for MLC Insurance (Super).

You should also be aware:

- MLC and the Trustee are authorised to collect your TFN under the Superannuation Industry (Supervision) Act 1993
- it isn't an offence to decline to notify MLC and the Trustee of your TFN
- if you don't notify MLC and the Trustee of your TFN, they may not be able to (now or in the future) locate, amalgamate and identify your benefits in order to pay you
- MLC and the Trustee are allowed to use your TFN only for lawful purposes, in particular if paying out monies, identifying and amalgamating super benefits for surcharge purposes and for other approved purposes, and
- your TFN will be disclosed to the Commissioner of Taxation. Your TFN will also be passed to another super provider if your benefits are being transferred, unless you inform MLC and the Trustee in writing not to pass on your TFN. Your TFN won't otherwise be disclosed to any other person.

The government may change how super is taxed. To find out more go to [ato.gov.au](http://ato.gov.au)

# Additional information about MLC Insurance (Super)

## Accessing your MLC Insurance (Super) benefits

The benefits payable by us under MLC Insurance (Super) are paid to the Trustee, who then passes on the benefit to you.

The Trustee can't pass a benefit to you if you don't satisfy a super condition of release. If this happens the Trustee will hold your benefit in the Scheme, as a preserved benefit, until you satisfy a condition of release. We'll seek instruction from you as to where you'd like your benefit to be held.

## The Universal Super Scheme

The Scheme is a Complying Super Fund under section 40 of the Superannuation Industry (Supervision) Act 1993. When you purchase MLC Insurance (Super) you become a member of the Scheme.

MLC Nominees Pty Limited is the Trustee of the Scheme.

The Trustee is a wholly owned subsidiary of MLC. The Trustee officially holds your money and is responsible for the operation of the Scheme, including management and administration.

The Trustee has appointed us to carry out the day-to-day management, investment and administration of MLC Insurance (Super).

We receive a premium for your insurance, which includes the cost of these services.

The Trust Deed of the Scheme and the policy document contain the full legal terms of MLC Insurance (Super) which govern your interest in the Scheme.

You can get a free copy of the Trust Deed by calling us on **1300 428 482**.

### Super conditions of release relating to:

|  |  |
|--|--|
| <b>Accidental Injury Benefit and TPD</b> | Permanent incapacity – this means the Trustee must be satisfied that you're unlikely, because of health reasons, to engage in gainful employment for which you are reasonably qualified by your education, training and experience.  |
| <b>Income Protection</b>                 | <p>Temporary incapacity – this means that you've ceased to be gainfully employed, or ceased temporarily to receive any gain or reward due to ill health.</p> <p>The Trustee may not be able to pass benefits to you, or may reduce benefits if you receive any income provided or arranged by an employer, partnership or business, including fully paid leave such as sick leave, or if Government regulations otherwise limit the benefit that can be paid.</p> <p>A benefit can't be paid for longer than the period of temporary incapacity.</p> |
| <b>Terminal Illness</b>                  | You must have a terminal medical condition and have two medical practitioners (at least one of them a Specialist in the area of illness or injury) certify that you are suffering from an illness, or have incurred an injury, which in the normal course would result in death within 12 months from the date of certification.   |

## Restrictions on accessing super

Because super is a long-term investment, the law is strict about how and when you can access your money.

You can access your money when you reach age 65.

Before then, you can generally access your money in the form of a transition to retirement pension, or if you fully retire after age 55.

There are exceptions to these rules which can be found at [apra.gov.au](http://apra.gov.au) or [ato.gov.au](http://ato.gov.au)

# Additional information about MLC Insurance (Super)

## Converting MLC Insurance (Super) policies

### What is conversion?

This means your insurance inside super ends and a new policy will be issued outside super.

### When does conversion happen?

You can convert your MLC Insurance (Super) policy to a non-super policy at any time before the Review Date after you turn 74 (ie the date your MLC Insurance (Super) ends).

**If you pay your premiums via direct debit, credit card, cheque or BPAY<sup>®</sup>,** we have to convert the policy to a non-super policy if you become ineligible to contribute to super.

When you reach age 65, there are some age-based regulations around making contributions to super. This includes meeting a work test.

You need to make sure you meet this test before making a contribution. If you don't meet the requirement, you must inform us within 14 days of making a contribution.

If you tell us you don't meet the work test, you'll be offered the opportunity to convert to a non-super policy.

**If you pay your premiums through deduction from your eligible MLC account,** you're aged between 65 and 74, and no longer meet the work test, you can keep your MLC Insurance (Super) policy as long as you've sufficient funds in your account to pay for your insurance premiums.

### How does the conversion work?

On conversion, we'll cancel the MLC Insurance (Super) policy held by the Trustee for you and issue you with a non-super policy with similar types of insurance and amounts of insured benefits. The policy terms and conditions will be determined at the date of conversion.

If your only interest in the Scheme is MLC Insurance (Super), your membership of the Scheme and entitlement to receive a benefit from it will also end.

In determining eligibility for insurance, the new policy will be taken to have started on the later of:

- the date similar insurance began under the super insurance policy, or
- the date the super insurance policy was last reinstated.

The amount of insured benefits under the new policy won't be more than it was under the old policy at the date of conversion. Premiums under the new policy will be calculated in line with MLC's base premium rates at the time, taking into account the amount of insured benefits, your age and acceptance of the terms of the policy.

Any beneficiary nomination made for one product doesn't apply to another product when a conversion applies.

You'll need to make a new beneficiary nomination for the non-super policy by completing the Beneficiary Nomination Form available on [mlc.com.au](http://mlc.com.au) or call **1300 428 482** to request the form.

### What is the work test?

To satisfy the work test you must be Gainfully Employed on at least a part-time basis, having worked for at least 40 hours during a period of 30 consecutive days in the financial year in which the contribution is made. This requirement may change from time to time.

# Insurance for MLC's wrap platforms

## If you have an ordinary (non-super) MLC wrap platform account

If you have an ordinary (non super) investment account administered by MLC's wrap platforms, you can apply for MLC Insurance and have your premiums deducted from your account.

## If you have a superannuation MLC wrap platform account

If you are a member of the MLC Superannuation Fund or a superannuation fund administered by MLC's wrap platforms, you can apply for MLC Insurance and your premiums can be deducted from your superannuation account. The insurance will be offered under the same terms and conditions as those offered by MLC Limited for MLC Insurance (Super).

## How does it work?

MLC Limited will issue an MLC Insurance policy to the trustee of your superannuation fund. Your trustee will be the owner of the insurance policy and will receive any benefits payable under the policy. MLC Nominees will, therefore, have no interest in the policy issued to the trustee of your superannuation fund.

Any reference to Trustee for MLC Insurance (Super) should be read as the trustee of your superannuation fund.

## Where your fund is administered under a MLC wrap platform

The following general information is specific to MLC Insurance (Super) issued by MLC Nominees and does not apply to other superannuation funds or to MLC (non super) insurance:

- Beneficiaries (page 63-65)
- Trustee fees (page 70)
- Taxation (page 71)
- Accessing your MLC Insurance (Super) benefits (page 73)
- Converting MLC Insurance (Super) policies (page 74)

Your trustee will need to determine its own tax and superannuation compliance, depending on the fund and trust deed.

## What do you need to do?

To apply for MLC Insurance for MLC's wrap platforms, you need to:

|   |   |
|---|---|
| ✓ | complete an MLC Insurance application.  |
| ✓ | Tick the box in the Application Form to have payments deducted from your MLC wrap platform account.   |
| ✓ | If you are a member of the MLC Superannuation Fund or a superannuation fund administered by MLC's wrap platforms, check that the options you are applying for are available to MLC Insurance (Super). |



# Insurance glossary and general definitions



# Insurance glossary and general definitions

|   |   |
|---|---|
| <p><b>14-day Life Cover Buy Back Option</b><br/>(Available with TPD extension insurance only)</p> | <p><b>What is the benefit?</b><br/>This optionally included feature will automatically restore your Life Cover insurance (Restored Life Cover) by the same amount as the TPD benefit paid, without you having to provide additional evidence of health, occupation or pursuits.</p> <p><b>What is the cost of restoring cover?</b><br/>Your premium for the Restored Life Cover will be based on our Premium Rates at the time the Life Cover is restored, taking into account the benefit amount, your age, the premium and acceptance terms of the Life Cover (including all loadings, exclusions and special terms).</p> <p><b>When is cover restored?</b><br/>Cover is automatically restored if you live for 14 days after we've paid your full TPD insurance benefit.</p> <p><b>What are the conditions (including exclusions)?</b></p> <ul style="list-style-type: none"> <li>• If a Terminal Illness Support benefit or Financial Planning benefit has previously been paid it will not be available under the Restored Life Cover.</li> <li>• The Policy Owner and life insured will remain unchanged under the Restored Life Cover.</li> <li>• For your Life Cover to be restored, your TPD claim must be paid before the Review Date after you turn:             <ul style="list-style-type: none"> <li>- 75 for Total And Permanent Disability (Extension to Life Cover)</li> <li>- 65 for Total And Permanent Disability (Extension to Critical Illness).</li> </ul> </li> </ul>   |
| <p><b>12-month Life Cover Buy Back</b><br/>(Available with TPD extension insurance only)</p>      | <p><b>What is the benefit?</b><br/>This included feature allows you to restore your Life Cover insurance (Restored Life Cover) by the same amount as the TPD benefit paid, without you having to provide additional evidence of health, occupation or pursuits.</p> <p><b>What is the cost of restoring cover?</b><br/>Your premium for the Restored Life Cover will be based on our Premium Rates at the time the Life Cover is restored, taking into account the benefit amount, your age, the premium and acceptance terms of the Life Cover (including all loadings, exclusions and special terms).</p> <p><b>When is cover restored?</b><br/>Your Life Cover can be restored 12 months after the date the full TPD benefit is paid.<br/>You can apply to have your Life Cover restored up to 30 days after this date.</p> <p><b>What are the conditions (including exclusions)?</b></p> <ul style="list-style-type: none"> <li>• The Accidental Injury benefit under the Restored Life Cover will not be paid for any loss arising from or contributed to by sickness or injury for which a benefit has been paid under the original Total and Permanent Disability insurance.</li> <li>• If a Terminal Illness Support benefit or Financial Planning benefit has previously been paid it will not be available under the Restored Life Cover.</li> <li>• The Policy Owner and life insured will remain unchanged under the Restored Life Cover.</li> <li>• You cannot exercise this 12 month Life Cover Buy Back if a benefit for Terminal Illness has been paid previously.</li> <li>• This included feature ends when you exercise the 14 Buy Back Option.</li> <li>• You must ask us to restore your Life Cover before the Review Date after you turn:             <ul style="list-style-type: none"> <li>- 75 for Total And Permanent Disability (Extension to Life Cover), or</li> <li>- 65 for Total And Permanent Disability (Extension to Critical Illness).</li> </ul> </li> </ul> |



|   |  |
|---|--|
| <p><b>12 month Life Cover Buy Back Option</b><br/>(Available with Critical Illness extension insurance)</p> | <p><b>What is the benefit?</b><br/>This optionally included feature allows you to restore your Life Cover insurance (Restored Life Cover) by the same amount as the Critical Illness benefit paid, without you having to provide additional evidence of health, occupation or pursuits.</p> <p><b>What is the cost of restoring cover?</b><br/>Your premium for the Restored Life Cover will be based on our Premium Rates at the time the Life Cover is restored, taking into account the benefit amount, your age, the premium and acceptance terms of the Life Cover (including all loadings, exclusions and special terms).</p> <p><b>When is cover restored?</b><br/>You can ask for your Life Cover to be restored 12 months from the later of:</p> <ul style="list-style-type: none"> <li>• the date we receive your claim form, and</li> <li>• the date you first meet the full Critical Illness definition.</li> </ul> <p>You have up to 12 months plus 30 days after the later of the above dates to ask for your Life Cover to be restored.</p> <p><b>What are the conditions (including exclusions)?</b></p> <ul style="list-style-type: none"> <li>• The Accidental Injury benefit under the Restored Life Cover will not be paid for any loss arising from or contributed to by sickness or injury for which a benefit has been paid under the original Critical Illness insurance.</li> <li>• If a Terminal Illness Support benefit or Financial Planning benefit has previously been paid it will not be available under the Restored Life Cover.</li> <li>• The Policy Owner and life insured will remain unchanged under the Restored Life Cover.</li> <li>• You cannot exercise this 12 month Life Cover Buy Back Option if a benefit for Terminal Illness has been paid previously.</li> <li>• You must ask us to restore your Life Cover before the Review Date after you turn 75.</li> </ul> |
| <p><b>Accident</b></p>  | <p>Means an event where bodily injury is caused directly and solely by violent, external and visible means, independently of all other causes.</p>   |
| <p><b>Accidental Injury Benefit</b><br/>(Feature of Life Cover insurance)</p>                               | <p>If you have an Accident and lose:</p> <ul style="list-style-type: none"> <li>• the use of both hands or both feet, or</li> <li>• the sight in both eyes, or</li> <li>• the use of one hand and one foot, or</li> <li>• the use of one foot or hand and the sight in one eye</li> </ul> <p>you'll receive your Life Cover insurance benefit, up to \$2 million.</p> <p>Or, if you lose:</p> <ul style="list-style-type: none"> <li>• the use of one hand or foot, or</li> <li>• the sight in one eye</li> </ul> <p>you'll receive 25% of your Life Cover insurance benefit, up to \$500,000.</p> <p><b>Conditions that apply to the Accidental Injury Benefit</b></p> <ul style="list-style-type: none"> <li>• Any loss must be total and permanent, be as a direct result of the Accident and occur within six months of the Accident.</li> <li>• The maximum amount stated is the most you'll be paid, no matter how many MLC insurance policies (inside or outside super) you hold.</li> <li>• If you hold more than one policy where the total of all MLC policies is greater than the maximum amount, each policy will proportionally contribute to the maximum amount.</li> <li>• If you also hold stand-alone Total and Permanent Disability insurance or stand-alone Critical Illness insurance with us, the maximum benefit payable under this Accidental Injury Benefit will be reduced by the total of any benefit paid under those insurances for an event that is also covered under the Accidental Injury Benefit.</li> </ul>  |

# Insurance glossary and general definitions

|   |  |
|---|--|
| <p><b>Accidental Injury Benefit continued</b><br/>(Feature of Life Cover insurance)</p> | <p><b>When won't a benefit be paid?</b></p> <p>If you've already lost the use of one hand, foot or eye before your insurance started, or was last reinstated, we either will not pay a benefit or may pay a smaller amount.</p> <p>We will not pay the Accidental Injury Benefit where the loss or loss of use, as the case may be, arises from or is contributed to by a self-inflicted injury.</p> <p><b>How does a claim affect your insurance?</b></p> <p>Your Life Cover insurance will be reduced by any Accidental Injury Benefit paid. If you also have Terminal Illness Support insurance, the amount of that insurance will be reduced to the lesser of \$250,000 and 50% of the reduced Life Cover insurance.</p> <p>We'll reduce the premiums payable in line with the reduced insurance for both your Life Cover and Terminal Illness Support insurance.</p> <p>If you receive the Accidental Injury Benefit, and you have any of the following insurances:</p> <ul style="list-style-type: none"> <li>• TPD insurance held as an extension to Life Cover insurance</li> <li>• TPD insurance held as an extension to Critical Illness extension insurance</li> <li>• Critical Illness insurance held as an extension to Life Cover insurance</li> </ul> <p>we will reduce your TPD and Critical Illness insurance benefits by the amount of the Accidental Injury Benefit paid.</p> <p>We'll reduce the premiums payable in line with the reduced insurance for your Life Cover and Critical Illness insurance.</p> |
| <p><b>Activities of Daily Living</b></p>  | <p>Means:</p> <ul style="list-style-type: none"> <li>• bathing or showering</li> <li>• dressing</li> <li>• moving from place to place, in and out of bed and in and out of a chair</li> <li>• eating and drinking, or</li> <li>• using the toilet.</li> </ul>  |
| <p><b>Advance Death Benefit</b><br/>(Feature of Life Cover insurance)</p>               | <p>If your Life Cover insurance benefit is \$20,000 or more and you die, we'll pay a one-off Advance Death Benefit of \$20,000 in proportionate shares to any remaining policy owners or nominated beneficiaries, who are entitled to the Life Cover benefit.</p> <p>We'll need a certified copy of your birth and death certificates, or an extract of death registration, along with a written request before we pay this advance.</p> <p>Your Life Cover benefit will then be reduced by \$20,000.</p> <p>Payment of the Advance Death Benefit is not an admission of liability by us to pay the Life Cover insurance benefit, and may be recovered by us if the Life Cover insurance claim isn't accepted.</p>   |

|  |   |
|--|---|
| <p><b>Age 70 Benefit Period</b><br/>(Available with Income Protection Platinum insurance)</p>                | <p>If Your Benefit Period is to age 70, The following additional conditions will apply to any claim under your Income Protection Platinum insurance as a result of Disability which occurs after the policy anniversary following your 65th birthday unless the claim is as a result of Recurrent Disability:</p> <ul style="list-style-type: none"> <li>the insurance will only cover Total Disability and Partial Disability,</li> <li>any benefit we pay you will be assessed as Indemnity cover,</li> <li>the amount we pay you will be the lesser of: <ul style="list-style-type: none"> <li>a. <math>\frac{(\text{Earnings Before Disability}) - (\text{Earnings After Disability})}{\text{Earnings Before Disability}}</math> x monthly benefit</li> </ul> </li> </ul> <p>and</p> <ul style="list-style-type: none"> <li>b. <math>\frac{(\text{Earnings Before Disability}) - (\text{Earnings After Disability})}{\text{Earnings Before Disability}}</math> x the maximum monthly benefit (described on page 30)</li> </ul> <p>subject to any adjustments as detailed in What if you can claim from another source? (page 36), and</p> <ul style="list-style-type: none"> <li>Inflation Proofing will continue to apply. All other benefits and options will cease.</li> </ul>   |
| <p><b>Business Earnings</b><br/>(Business Expenses insurance only)</p>                                       | <p>For the purposes of Business Expenses insurance, means the gross turnover of the business, less all the expenses, costs and overheads of running it, and before tax. Where more than one person owns and manages the business (directly or through a company) Business Earnings will mean only those generated by the life insured in proportion to their share of ownership of the business.</p>  |
| <p><b>Business Earnings After Disability</b><br/>(Business Expenses insurance only)</p>                      | <p>For the purposes of the Business Expenses Platinum Option means the share of Business Earnings of the life insured while they are Partially Disabled.</p>  |
| <p><b>Business Earnings Before Disability</b><br/>(Business Expenses insurance only)</p>                     | <p>For the purposes of the Business Expenses Platinum Option means your share of Business Earnings in the continuous 12 month period before you became Totally Disabled or Partially Disabled.</p>  |
| <p><b>Business Safeguard Option</b><br/>(Available with Life Cover, TPD and Critical Illness insurances)</p> | <p>If the insurance is used for one of the following business purposes:</p> <ul style="list-style-type: none"> <li>an ownership (buy/sell) agreement where your share of the business is purchased by any remaining partners when certain events occur (for example, your death, total and permanent disability or Critical Illness)</li> <li>asset protection (loan guarantee) insurance, and</li> <li>Revenue Protection (Key Person) insurance (outside super only).</li> </ul> <p>You can apply to increase your Life Cover, TPD and Critical Illness insurances, without further medical evidence, when a business event happens. A business event is when the value of your financial interest in the business, loan guarantee, or the value of the Key Person to your business increases.</p> <p>You must apply for the increase within 30 days of the first Review Date following the relevant business event. Your premiums will rise in line with the increased insurance.</p> <p>You must provide proof of the event to our satisfaction. Proof required for a business event increase may include, but is not limited to, company minutes, ownership (buy/sell) agreements, audited company accounts and tax returns, or such other documents or evidence as we may require.</p> <p>You can apply for this option between ages next birthday 19 to 60.</p> <p>You can apply to increase your insurance under this option until the Review Date after you turn 65.</p> |

# Insurance glossary and general definitions

## **Business Safeguard Option continued**

(Available with Life Cover, TPD and Critical Illness insurances)

### **Maximum benefit increase**

You can apply to increase your Life Cover, TPD and / or Critical Illness benefit under this option up to a maximum amount of the lesser of:

- For Life Cover, by up to three times your original insurance amount and \$15 million, and
- For TPD, by up to three times your original insurance amount and:
  - \$5 million for professional occupations such as accountants, solicitors and surgeons, or
  - \$3 million for other occupations,
- For Critical Illness, by up to three times your original insurance amount and \$2 million, and
- the increase in the value of your financial interest in the business, loan guarantee, or the value of the Key Person to your business.

This maximum includes Life Cover, TPD and Critical Illness insurances covering you for any Nominated Business Safeguard Purpose or any other business protection purpose.

### **Conditions that apply to the Business Safeguard Option**

- Any insurance increase must be approved by us.
- For TPD and / or Critical Illness insurance, as an extension to Life Cover insurance (see page 51) – this option is only available where you've selected it with your Life Cover insurance.
- For TPD and / or Critical Illness insurance as an extension to your Life Cover insurance or as a connected benefit the TPD insurance and / or Critical Illness can't be more than your Life Cover insurance (see page 51).
- For TPD insurance as an extension to your Critical Illness insurance the TPD insurance can't be more than your Critical Illness insurance (see page 51).
- The total increase to your Life Cover, TPD and / or Critical Illness insurances for all policies from all sources under the Business Safeguard Option can't exceed the value (as applicable) of:
  - your financial interest in the business
  - the loan guarantee, or
  - the Key Person to the business (outside super only).
- If your original Life Cover, TPD or Critical Illness insurances were less than 100% of the applicable value at the time, you can subsequently only increase the insurance to the equivalent percentage of value when you apply for an increase.
- During the first six months, after an increase for a loan guarantee, the increase amount protects you only for death, TPD and / or Critical Illness caused by an Accident.
- If the Business Safeguard Option isn't exercised within any three consecutive Review Dates (policy years), no further application for increases can be made unless you can demonstrate to our satisfaction that you were not eligible to apply for an increase under this option because the value of your financial interest in the business, loan guarantee, or the value of the Key Person to your business had not increased during that time.
- You can't apply to increase your insurance (as applicable) under this option when a claim is made or is entitled to be made.

### **When won't a benefit be paid?**

We will not pay the Life Cover benefit if you commit suicide within 13 months of the date the insurance started or was last reinstated.

We will not pay the Total and Permanent Disability benefit or a Critical Illness benefit for any disability, condition or loss suffered by you arising from or contributed to by:

- intentional self inflicted injury or attempted suicide, or
- sickness or injury that first appeared, happened or was diagnosed before your Total and Permanent Disability insurance or Critical Illness insurances started or was last reinstated (unless disclosed to, and accepted by, us as a part of the application or reinstatement process).

|  |   |
|--|---|
| <p><b>Child</b></p>  | <p>For insurance policy purposes means a person who is:</p> <ul style="list-style-type: none"> <li>• under the age of 21, and</li> <li>• the natural child, stepchild, adopted child or a child under the legal guardianship of the life insured.</li> </ul>  |
| <p><b>Child Support Benefit</b><br/>(Feature of Critical Illness Plus insurance)</p> | <p>If a Child dies, or the first time a Child suffers a Child Support Benefit Condition:</p> <ul style="list-style-type: none"> <li>• while this insurance is in force, and</li> <li>• after the Review Date following the Child's 2nd birthday</li> </ul> <p>you'll receive the Child Support Benefit.</p> <p><b>What we will pay</b></p> <p>The Child Support Benefit payable for each Child is \$10,000. The benefit will not reduce the Critical Illness Plus insurance benefit to which it is connected.</p> <p><b>What conditions are covered?</b></p> <p>The Child Support Benefit Conditions covered are:</p> <ul style="list-style-type: none"> <li>• Aplastic Anaemia</li> <li>• Bacterial Meningitis</li> <li>• Benign Brain Tumour</li> <li>• Blindness</li> <li>• Cardiomyopathy</li> <li>• Chronic Kidney Failure</li> <li>• Chronic Liver Failure</li> <li>• Coma</li> <li>• Deafness</li> <li>• Encephalitis</li> <li>• Heart Attack</li> <li>• Heart Valve Surgery</li> <li>• HIV contracted through medical procedures</li> <li>• Intensive Care</li> <li>• Loss of Speech</li> <li>• Major Brain Injury</li> <li>• Major Burns</li> <li>• Major Organ or Bone Marrow Transplant</li> <li>• Malignant Cancer</li> <li>• Meningococcal Septicaemia</li> <li>• Open Heart Surgery</li> <li>• Out of Hospital Cardiac Arrest</li> <li>• Paralysis</li> <li>• Pneumonectomy</li> <li>• Primary Pulmonary Hypertension</li> <li>• Stroke</li> <li>• Type 1 Diabetes</li> </ul> <p>The definitions for these Child Support Benefit Conditions can be found in the Critical Illness definitions on pages 100 to 108.</p> |

# Insurance glossary and general definitions

|  |   |
|--|---|
| <p><b>Child Support Benefit continued</b><br/>(Feature of Critical Illness Plus insurance)</p> | <p>The first time your Child has a Child Support Benefit Condition:</p> <ul style="list-style-type: none"> <li>• for surgical conditions, when the underlying condition requiring the surgical intervention first appears, happens or is diagnosed as meeting its definition, and</li> <li>• for all other conditions, when the condition first appears, happens or is diagnosed as meeting its definition.</li> </ul> <p><b>Conditions that apply to the Child Support Benefit</b></p> <p>The Child Support Benefit:</p> <ul style="list-style-type: none"> <li>• will only be payable if the Critical Illness insurance benefit is \$100,000 or more, and</li> <li>• is payable once only for any one Child.</li> </ul> <p><b>When won't a benefit be paid?</b></p> <p>We will not pay a benefit for any Child Support Benefit Condition arising from or contributed to by:</p> <ul style="list-style-type: none"> <li>• the Child's intentional self-inflicted injury or attempted suicide</li> <li>• sickness or injury that first appeared, happened or was diagnosed before or within three months of when this insurance started or was last reinstated</li> <li>• sickness or injury that first appeared, happened or was diagnosed before the Review Date following the Child's 2nd birthday</li> <li>• congenital abnormalities that first appeared for the life insured, the life insured's Spouse or any of their Children, before this Critical Illness Plus insurance started or was last reinstated,</li> <li>• congenital abnormalities that first appeared before the Review Date following the Child's 2nd birthday, or</li> <li>• an injury maliciously inflicted on the Child for the purpose of gain from this insurance.</li> </ul> |
| <p><b>Child Support Income Benefit</b><br/>(Feature of all Income Protection insurances)</p>   | <p>If a Child dies or first suffers a Child Support Income Benefit Condition:</p> <ul style="list-style-type: none"> <li>• while this insurance is in force, and</li> <li>• after the Review Date following the Child's 2nd birthday</li> </ul> <p>you'll receive the Child Support Income Benefit.</p> <p><b>What we will pay</b></p> <p>The Child Support Income Benefit payable for each Child will be the lesser of:</p> <ul style="list-style-type: none"> <li>• three times the monthly benefit, and</li> <li>• \$25,000.</li> </ul> <p>The Child Support Income Benefit will be paid as a lump sum. This benefit is not payable if it is less than \$10,000.</p> <p><b>What conditions are covered?</b></p> <p>The Child Support Income Benefit Conditions covered are:</p> <ul style="list-style-type: none"> <li>• Aplastic Anaemia</li> <li>• Bacterial Meningitis</li> <li>• Benign Brain Tumour</li> <li>• Blindness</li> <li>• Cardiomyopathy</li> <li>• Chronic Kidney Failure</li> <li>• Chronic Liver failure</li> <li>• Coma</li> <li>• Deafness</li> <li>• Encephalitis</li> </ul>  |

|  |  |
|--|--|
| <p><b>Child Support Income Benefit continued</b><br/>(Feature of all Income Protection insurances)</p> | <ul style="list-style-type: none"> <li>• Heart Attack</li> <li>• Heart Valve Surgery</li> <li>• HIV contracted through medical procedures Intensive Care</li> <li>• Loss of Speech</li> <li>• Major Brain Injury</li> <li>• Major Burns</li> <li>• Major Organ or Bone Marrow Transplant</li> <li>• Malignant Cancer</li> <li>• Meningococcal Septicaemia</li> <li>• Open Heart Surgery</li> <li>• Out of Hospital Cardiac Arrest</li> <li>• Paralysis</li> <li>• Pneumonectomy</li> <li>• Primary Pulmonary Hypertension</li> <li>• Stroke</li> <li>• Type 1 Diabetes</li> </ul> <p>The definitions for these Child Support Income Benefit Conditions can be found in Critical Illness definitions on pages 100 to 108.</p> <p>The first time your Child has a Child Support Income Benefit Condition:</p> <ul style="list-style-type: none"> <li>• for surgical conditions, when the underlying condition requiring the surgical intervention first appears, happens or is diagnosed as meeting its definition, and</li> <li>• for all other conditions, when the condition first appears, happens or is diagnosed as meeting its definition.</li> </ul> <p><b>Conditions that apply for the Child Support Income Benefit</b></p> <p>The Child Support Income Benefit is payable once only for any one Child.</p> <p><b>When won't a benefit be paid?</b></p> <p>We will not pay a Benefit for any Child Support Income Benefit Condition arising from or contributed to by:</p> <ul style="list-style-type: none"> <li>• the Child's intentional self-inflicted injury or attempted suicide</li> <li>• sickness or injury that first appeared, happened or was diagnosed before or within three months of when this insurance started or was last reinstated</li> <li>• sickness or injury that first appeared, happened or was diagnosed before the Review Date following the Child's 2nd birthday</li> <li>• congenital abnormalities that first appeared for the life insured, the life insured's Spouse or any of their Children, before this insurance started or was last reinstated,</li> <li>• congenital abnormalities that first appeared before the Review Date following the Child's 2nd birthday, or</li> <li>• an injury maliciously inflicted on the Child for the purpose of gain from this insurance.</li> </ul> |
| <p><b>Complying Super Fund</b></p>   | <p>Means a regulated superannuation fund that qualifies for concessional tax rates. A Complying Superannuation Fund must meet the requirements that are set out under section 40 of the Superannuation Industry (Supervision) Act 1993.</p>  |
| <p><b>Consumer Price Index (CPI)</b></p>   | <p>Means the 'Consumer Price Index: All Groups Index Weighted Average for Eight Capital Cities' published by the Australian Bureau of Statistics or, if that isn't available, any reasonable substitute chosen by us.</p>  |

# Insurance glossary and general definitions

|   |  |
|---|--|
| <p><b>Critical Illness Buy Back Option</b><br/>(Available with Critical Illness Plus insurance)</p> | <p><b>What is the benefit?</b></p> <p>This optionally included feature allows you to restore your Critical Illness insurance (Restored Critical Illness insurance) by the same amount as the Critical Illness benefit paid, without you having to provide additional evidence of health, occupation or pursuits.</p> <p><b>What is the cost of restoring cover?</b></p> <p>Your premium for the Restored Critical Illness insurance will be based on our Premium Rates at the time it is restored, taking into account the benefit amount, your age, the premium and acceptance terms of the Critical Illness insurance (including all loadings, exclusions and special terms).</p> <p><b>When is cover restored?</b></p> <p>Your Life Cover can be restored 12 months after the date the full Critical Illness benefit (including a benefit for an Extra Benefits Option – Partial Benefits condition) is paid. You can apply to have your Life Cover Restored up to 30 days after this date.</p> <p><b>What are the conditions (including exclusions)?</b></p> <ul style="list-style-type: none"><li>• If You have Critical Illness as an extension or a connected benefit to your Life Cover insurance (see page 51) and:<ul style="list-style-type: none"><li>- you have the option to buy back your Life Cover insurance after a claim, you must buy back the Life Cover benefit at the same time you buy back your Critical Illness insurance, or</li><li>- you do not have the option to buy back your Life Cover insurance after a claim, your new Critical Illness insurance will be issued as a stand-alone Critical Illness insurance policy.</li></ul></li><li>• Where a Critical Illness benefit, excluding a benefit paid due to an Extra Benefits Option – Partial Benefits condition, has been paid, the new Critical Illness benefit will not provide cover and therefore a claim will not be payable, for a critical condition:<ul style="list-style-type: none"><li>- for which a benefit, including a partial benefit, has been paid (excluding Coronary Artery Angioplasty), or</li><li>- which is related to, arises from or is contributed to by (directly or indirectly, or wholly or partly) any critical condition (or Extra Benefits Option - Partial Benefits condition) for which a benefit, including a partial benefit, has been paid.</li></ul></li><li>• Where a benefit has been paid for an Extra Benefits Option – Partial Benefits condition, the new Critical Illness benefit will not provide cover and therefore a claim will not be payable for:<ul style="list-style-type: none"><li>- any Extra Benefits Option – Partial Benefits condition for which a benefit has been paid, or</li><li>- any Extra Benefits Option – Partial Benefits condition which is related to, arises from or is contributed to by (directly or indirectly, or wholly or partly) any Extra Benefits Option – Partial Benefits condition for which a benefit has been paid.</li></ul></li><li>• Increases without further medical evidence and the Financial Planning Benefit (unless the Financial Planning Benefit has not previously been paid) are not available for the new Critical Illness insurance.</li><li>• If a Terminal Illness Support Benefit or Financial Planning Benefit has previously been paid it will not be available under the Restored Life Cover.</li><li>• The Policy Owner and life insured will remain unchanged under the Restored Critical Illness insurance.</li><li>• You cannot exercise this 12 month Critical Illness Buy Back Option if a benefit for Terminal Illness has been paid previously.</li><li>• You must ask us to restore your Critical Illness insurance before the Review Date after you turn 75.</li></ul> |
|---|--|



|  |  |
|--|--|
| <p><b>Doctor</b></p>   | <p>Means a registered medical practitioner in Australia. This does not include you, the life insured or any family member.</p>   |
| <p><b>Double Critical Illness Plus Insurance - Life Cover Buy Back</b></p> | <p><b>What is the benefit?</b><br/> This optionally included feature will automatically restore your Life Cover insurance (Restored Life Cover) by the same amount as the Critical Illness benefit paid, without you having to provide additional evidence of health, occupation or pursuits.</p> <p><b>What is the cost of restoring cover?</b><br/> There is no cost in respect to the premium for the Restored Life Cover until the Review Date after you turn 65. The acceptance terms of the Life Cover (including all loadings, exclusions and special terms) will continue to apply to the Restored Life Cover.</p> <p>After the Review Date following your 65th birthday, your premium for the Restored Life Cover will be based on our Premium Rates at the time the Life Cover is restored, taking into account the benefit amount, your age, the premium and acceptance terms of the Life Cover.</p> <p><b>When is cover restored?</b><br/> If you receive your full Critical Illness benefit before the Review Date following your 65th birthday, and you live for a further 14 days, your Life Cover will be automatically restored.</p> <p>If we receive your claim form after the Review Date following your 65th birthday, You can ask for your Life Cover to be restored 12 months from the later of:</p> <ul style="list-style-type: none"> <li>• the date we receive your claim form, and</li> <li>• the date you first meet the full Critical Illness benefit definition.</li> </ul> <p>You have up to 12 months plus 30 days after the later of the above dates to ask for your Life Cover to be restored.</p> <p><b>What are the conditions (including exclusions)?</b></p> <ul style="list-style-type: none"> <li>• The Accidental Injury benefit under the Restored Life Cover will not be paid for any loss arising from or contributed to by sickness or injury for which a benefit has been paid under the original Double Critical Illness Plus insurance.</li> <li>• If a Terminal Illness Support benefit or Financial Planning benefit has previously been paid it will not be available under the Restored Life Cover.</li> <li>• The Policy Owner and life insured will remain unchanged under the Restored Life Cover.</li> <li>• For your Life Cover to be restored, your TPD claim must be paid before the Review Date after you turn: <ul style="list-style-type: none"> <li>- 75 for Double Total And Permanent Disability insurance (Extension to Life Cover)</li> <li>- 65 for Double Total And Permanent Disability insurance (Extension to Critical Illness).</li> </ul> </li> </ul> <p><b>Additional conditions that apply after the Policy Review Date following your 65th birthday</b></p> <ul style="list-style-type: none"> <li>• You cannot exercise this Life Cover Buy Back if a benefit for Terminal Illness which covers you has been paid previously.</li> </ul> <p><b>How payment of other benefits will reduce the Critical Illness benefit</b><br/> If we pay:</p> <ul style="list-style-type: none"> <li>• an Accidental Injury benefit under a benefit that this insurance is an extension or connection to, or</li> <li>• a TPD benefit that is an extension or connection to this insurance,</li> </ul> <p>we will reduce your Critical Illness benefit by the benefit paid.<br/> We will reduce future premiums in line with the reduced benefit.</p> |

# Insurance glossary and general definitions

|   |   |
|---|---|
| <p><b>Double Total and Permanent Disability Insurance - Life Cover Buy Back</b></p> | <p><b>What is the benefit?</b><br/>This optionally included feature will automatically restore your Life Cover insurance (Restored Life Cover) by the same amount as the TPD benefit paid, without you having to provide additional evidence of health, occupation or pursuits.</p> <p><b>What is the cost of restoring cover?</b><br/>There is no cost in respect to the premium for the Restored Life Cover until the Review Date after you turn 65. The acceptance terms of the Life Cover (including all loadings, exclusions and special terms) will continue to apply to the Restored Life Cover.<br/>After the Review Date following your 65th birthday, your premium for the Restored Life Cover will be based on our Premium Rates at the time the Life Cover is restored, taking into account the benefit amount, your age, the premium and acceptance terms of the Life Cover.</p> <p><b>When is cover restored?</b><br/>If you receive your full TPD benefit before the Review Date following your 65th birthday, and you live for a further 14 days, your Life Cover will be automatically restored.<br/>If you receive your full TPD benefit after the Review Date following your 65th birthday, and you live for a further 12 months, you can ask us to restore your Life Cover benefit.<br/>You can ask us to restore your Life Cover benefit up to 30 days after this date.</p> <p><b>What are the conditions (including exclusions)?</b></p> <ul style="list-style-type: none"> <li>• The Accidental Injury benefit under the Restored Life Cover will not be paid for any loss arising from or contributed to by sickness or injury for which a benefit has been paid under the original Double Total and Permanent Disability insurance.</li> <li>• If a Terminal Illness Support benefit or Financial Planning benefit has previously been paid it will not be available under the Restored Life Cover.</li> <li>• The Policy Owner and life insured will remain unchanged under the Restored Life Cover.</li> <li>• For your Life Cover to be restored, your TPD claim must be paid before the Review Date after you turn:             <ul style="list-style-type: none"> <li>- 75 for Total And Permanent Disability insurance (Extension to Life Cover)</li> <li>- 65 for Total And Permanent Disability insurance (Extension to Critical Illness).</li> </ul> </li> </ul> <p><b>Additional conditions that apply after the Policy Review Date following your 65th birthday</b></p> <ul style="list-style-type: none"> <li>• You cannot exercise this Life Cover Buy Back if a benefit for Terminal Illness has been paid previously.</li> </ul> <p><b>How payment of other benefits will reduce the TPD benefit</b><br/>If we pay:</p> <ul style="list-style-type: none"> <li>• a Critical Illness benefit, or</li> <li>• an Accidental Injury benefit</li> </ul> <p>under a benefit that this insurance is an extension or connection to, we will reduce your TPD benefit by the benefit paid.<br/>We will reduce future premiums in line with the reduced benefit.</p> |
| <p><b>Earnings</b></p>  | <p>Means:</p> <ul style="list-style-type: none"> <li>• where the life insured is self-employed (ie directly or indirectly owns part of or all of a business or practice), the income of the business or practice generated by the personal efforts of the life insured after the deduction of their appropriate share of business or practice expenses in generating that income</li> <li>• where the life insured is an employee (ie does not directly or indirectly own part of or all of a business or practice), the total remuneration paid by the employer to the life insured including salary, commissions, fees, regular bonuses, regular overtime, fringe benefits and regular superannuation contributions paid by the employer on behalf of the life insured, and</li> <li>• whether the life insured is self-employed or employed, Earnings do not include investment income and are calculated before tax.</li> </ul>   |

|   |   |
|---|---|
| <p><b>Earnings After Disability</b><br/>(All Income Protection insurances only)</p>       | <p>Means the life insured's Earnings while they are Totally Disabled or Partially Disabled.</p>   |
| <p><b>Earnings Before Disability</b><br/>(All Income Protection insurances only)</p>      | <p>If you have Agreed Value cover (see page 31) outside super, means the life insured's highest average Earnings for any continuous period of 12 months between the date that is two years preceding the start of the insurance and the start of the Waiting Period.</p> <p>If you have Agreed Value cover inside super, means the greater of:</p> <ul style="list-style-type: none"> <li>• the life insured's highest average Earnings for any continuous period of 12 months during the three years immediately before the life insured was Totally Disabled, and</li> <li>• the life insured's average monthly Earnings during the 12 months immediately preceding the start of the insurance.</li> </ul> <p>For MLC Insurance and MLC Insurance (Super), if you have Indemnity cover (see page 31) means the life insured's average Earnings in the continuous 12 month period before they were Totally Disabled or Partially Disabled.</p>   |
| <p><b>Economiser</b><br/>(Feature of Life Cover, TPD and Critical Illness insurances)</p> | <p>You can choose to freeze your Life Cover, TPD and Critical Illness insurance premiums (excluding the policy fee) from the policy Review Date following your written request.</p> <p>As a result:</p> <ul style="list-style-type: none"> <li>• your premium will remain the same in the future, and</li> <li>• your insurance amount will reduce at each Review Date, to an amount that can be purchased by the frozen premium.</li> </ul> <p><b>Conditions for Economiser</b></p> <ul style="list-style-type: none"> <li>• The Economiser is only available where your premium structure is a stepped premium (see page 67).</li> <li>• The Economiser can only be exercised after the life insured's 30th birthday.</li> <li>• Once the Economiser is exercised, Inflation Proofing, Increases without further Medical Evidence and Business Safeguard Option will cease to apply.</li> <li>• The Economiser must be exercised at the same time for all insurances on the policy, and for any insurance that the insurance benefit is connected to as an extension.</li> <li>• The premium freeze will take effect from the Review Date after the Economiser is exercised.</li> <li>• The policy fee may change on each Review Date as described on page 70.</li> <li>• The premium rate may change in the future as described on page 69.</li> <li>• Any change to the insurance benefit (including increases, decreases and policy loading reviews) will reset the frozen premium at an amount applicable for the new insurance benefit as at the date of the change.</li> <li>• Once Economiser is in place it can only be cancelled with our approval and cannot be cancelled while the premium is being waived.</li> <li>• You must advise us in writing to take up Economiser.</li> <li>• If the insurance benefit reduces to \$10,000 or less, the premium freeze ends, and we will recalculate the premium for the insurance so that the insurance benefit does not fall below this minimum level.</li> </ul> |

# Insurance glossary and general definitions

|  |  |
|--|--|
| <p><b>Extended cover renewable to age 70</b><br/>(Feature of Income Protection Platinum and Income Protection insurances)</p>  | <p>Provided that the life insured continues to work full-time in Gainful Employment and is not receiving, or entitled to receive, a Total Disability or Partial Disability benefit at the Review Date following the life insured's 65th birthday you can continue to renew this Income Protection insurance until the earlier of:</p> <ul style="list-style-type: none"> <li>• the life insured turning 70, and</li> <li>• the date they retire or cease full-time Gainful Employment.</li> </ul> <p><b>Conditions that apply after the Policy Review Date following the life insured's 65th birthday.</b><br/>The following additional conditions will apply to your Income Protection insurance beyond the Review Date following the life insured's 65th birthday:</p> <ul style="list-style-type: none"> <li>• this insurance will only cover Total Disability</li> <li>• the most you'll receive in total is 12 months benefits for any related sickness or injury</li> <li>• the Waiting Period will be the greater of that shown in your current Schedule and 30 days,</li> <li>• the amount we pay you will be the least of:             <ul style="list-style-type: none"> <li>- the benefit shown on your Schedule</li> <li>- the maximum insurable amount calculated based on the formula described in the table on page 30, and</li> <li>- \$30,000 per month subject to the Section What if you can claim from another source? on page 36, and</li> </ul> </li> <li>• Inflation Proofing will continue to apply. All other benefits and options will cease.</li> </ul> |
| <p><b>Family</b></p>   | <p>Means Spouse, children, parents, brother(s) or sister(s).</p>   |
| <p><b>Financial Planning Benefit</b><br/>(Feature of Life Cover, Terminal Illness Support, Accidental Death, TPD, Critical Illness, Child Critical Illness and Occupationally Acquired HIV, Hepatitis B or C Infection insurances)</p> | <p>We'll reimburse up to \$5,000 for a fully documented financial plan prepared by a qualified financial planner, when we've paid you a lump sum benefit of \$100,000 or more.</p> <p>If there's more than one beneficiary of the insurance benefit, we'll divide the Financial Planning Benefit equally between those who each receive at least \$100,000.</p> <p>The reimbursement:</p> <ul style="list-style-type: none"> <li>• must be claimed within six months of the date on which we pay the lump sum benefit, and</li> <li>• will apply only once for all MLC policies covering you.</li> </ul>   |
| <p><b>Gainfully Employed or Gainful Employment</b></p>   | <p>Means working for earnings, payment or profit.</p>  |
| <p><b>Increases without further Medical Evidence</b><br/>(Feature of Income Protection Platinum and Income Protection insurances)</p>  | <p>You can request an increase in your Income Protection Platinum and Income Protection monthly benefit, without needing to provide further medical evidence, by up to 20%, subject to the maximum insurable amount calculated based on the formula described in the table on page 30, when any of the following events happen:</p> <ul style="list-style-type: none"> <li>• you or your Spouse adopt or give birth to a child</li> <li>• you get married or divorced</li> <li>• you complete an undergraduate degree at a Government-recognised university</li> <li>• you receive an increase in your Earnings of at least 10% in the previous 12 months</li> <li>• you have a Child who starts secondary school, or</li> <li>• if you take out, or increase, a Mortgage to purchase or improve your home.</li> </ul> <p>You will need to provide financial evidence satisfactory to us to support the increase requested, proof of the event and request the increase in writing.</p> <p>This increase will be in addition to any increases available under Inflation Proofing.</p>  |

|   |  |
|---|--|
| <p><b>Increases without further Medical Evidence continued</b><br/>(Feature of Income Protection Platinum and Income Protection insurances)</p> | <p><b>Conditions that apply to Increases without further Medical Evidence</b></p> <p>The application for an increase in the monthly benefit must be made between the date the relevant event happens and 30 days after the first Review Date following the event.</p> <p>Under this feature you can only apply for one increase during any three year period.</p> <p>Your monthly benefit cannot be increased if:</p> <ul style="list-style-type: none"> <li>• the life insured is over age 55</li> <li>• you are being paid a benefit or are eligible to make a claim for a benefit</li> <li>• a medical loading or exclusion applies to your insurance, or</li> <li>• the total amount of all income protection insurance issued by us which covers the life insured exceeds \$30,000 per month.</li> </ul> <p>For the first 12 months after your monthly benefit is increased without further medical evidence, the increased monthly benefit (excluding any increases due to Inflation Proofing) is only payable for Total Disability or Partial Disability caused by an Accident.</p>   |
| <p><b>Increases without further Medical Evidence</b><br/>(Feature of Life Cover, TPD and Critical Illness Plus insurances)</p>                  | <p>Until the Review Date after you turn 55, you can apply to increase your Life Cover, TPD and Critical Illness insurances without further medical evidence if a specified personal or business event happens (see below).</p> <p>The increase must be applied for:</p> <ul style="list-style-type: none"> <li>• between the day the relevant personal event happens and 30 days after the first Review Date following the event, or</li> <li>• within 30 days of the first Review Date following the relevant business event.</li> </ul> <p>You will need to provide financial evidence satisfactory to us that supports the increase requested, proof of the personal or business event and request the increase in writing.</p> <p>Unless we otherwise agree, you can only apply for the increase as a result of a personal or a business event if:</p> <ul style="list-style-type: none"> <li>• you were accepted for this insurance without any additional loadings due to your health</li> <li>• this insurance is not the result of applying the Life Cover Buy Back Option under Total and Permanent Disability insurance or Critical Illness insurance</li> <li>• this insurance is not the result of applying the Critical Illness Buy Back Option under Critical Illness insurance, and</li> <li>• you have not made, or are not entitled to make, a claim under this insurance.</li> </ul> <p>Your premiums will rise in line with the increased insurance.</p> <p><b>Personal event</b></p> <p>You can apply to increase your Life Cover, TPD and Critical Illness insurances by up to 25% of your original insurance amount. The maximum increase is \$200,000 for any one of the following events:</p> <ul style="list-style-type: none"> <li>• you or your Spouse adopt or give birth to a child</li> <li>• you get married or divorced</li> <li>• you complete an undergraduate degree at a Government-recognised university</li> <li>• you receive an increase in your Earnings of at least 10% in the previous 12 months, or</li> <li>• you have a Child who starts secondary school.</li> </ul> <p>If you take out, or increase, a Mortgage to purchase or improve your home, the maximum increase we'll allow is the least of:</p> <ul style="list-style-type: none"> <li>• 50% of your original insurance amount</li> <li>• the value of your new Mortgage</li> <li>• the value of the latest increase to your existing Mortgage, and</li> <li>• \$200,000.</li> </ul> |

# Insurance glossary and general definitions

|  |   |
|--|---|
| <p><b>Increases without further Medical Evidence continued</b><br/>(Feature of Life Cover, TPD and Critical Illness Plus insurances)</p> | <p><b>Business event</b></p> <p>You can apply to increase your Life Cover, TPD and Critical Illness insurances if the insurance is issued for one of the following purposes:</p> <ul style="list-style-type: none"> <li>• a written ownership (buy/sell), share purchase or business continuation agreement under which you are a partner, shareholder or unit holder in the business</li> <li>• asset protection (loan guarantee) insurance, or</li> <li>• Revenue Protection (Key Person) insurance if you're considered as such in the business (outside super only).</li> </ul> <p>The increase will be in proportion to the increase in value over the year of your financial interest in the business or of the Key Person to your business (as agreed with us).</p> <p>The maximum increase we'll allow is the least of:</p> <ul style="list-style-type: none"> <li>• 25% of your original insurance amount</li> <li>• for a written ownership (buy/sell), share purchase or business continuation agreement under which you are a partner, shareholder or unit holder in the business, the increase, averaged over the preceding three years, in the net value of your financial interest in the business, and</li> <li>• for asset protection (loan guarantee) insurance, the increase in that part of the business loan you are responsible for, which is averaged over the preceding three years, and</li> <li>• for Revenue Protection (Key Person) insurance, five times the increase in the your value to the business, averaged over the preceding three years, and</li> <li>• \$200,000.</li> </ul> <p><b>What conditions apply to Increases without further Medical Evidence?</b></p> <p><b>Number and frequency of increases</b></p> <p>Until the Review Date, after you turn 55, you can apply for increases as many times as the listed events occur while you have the policy. However, you may only apply for one increase during any one year period.</p> <p><b>Limitations</b></p> <p>The maximum amount you can increase your insurance by is the lesser of your original insurance amount of each insurance (Life Cover, TPD or Critical Illness) or \$2 million.</p> <p>If you have more than one insurance policy with us, the maximum amount applies to the combination of all our insurance policies protecting you.</p> <p>Each policy with the feature of Increases without further Medical Evidence will proportionally contribute to any increase.</p> <p>The maximum amount of all increases for Life Cover, TPD and Critical Illness insurances (as applicable) for all policies protecting you is the least of:</p> <ul style="list-style-type: none"> <li>• the total of your Life Cover or TPD or Critical Illness insurances (as applicable), and</li> <li>• \$2 million.</li> </ul> <p>If you have TPD and/or Critical Illness insurance as part of your Life Cover, or as a connected benefit (see page 53), our maximum benefit limits for them still apply, and they can't collectively exceed your Life Cover insurance.</p> <p>During the first six months after certain increases, the increased amounts cover you only for the following specified events caused by an Accident:</p> <p><b>Life Cover:</b> for marriage, divorce or Mortgage, the increase covers only death.</p> <p><b>Critical Illness:</b> for marriage, divorce or Mortgage, the increase covers only death and critical conditions.</p> <p><b>TPD:</b> whatever the reason for increase, the increase covers only TPD. The increased insurance also doesn't cover you for any TPD claim caused by sickness or injury that first happened within six months before the increase date.</p> |
|--|---|

**Lump Sum Benefit Option**  
(Feature of Income Protection  
Platinum insurance outside super)

This option is only available for certain occupation groups such as surgeons, accountants, solicitors, salespersons, and carpenters (this option isn't available if you work in a special risk occupation). Your financial adviser can tell you if you're in an eligible occupation.

Please refer to the **Taxation** Section on page 71 for the tax implications of choosing this option.

If you selected this option when this insurance started, you may choose to receive the monthly benefits payable under your Income Protection Platinum insurance as a lump sum benefit instead of monthly payments if the life insured is Totally and Permanently Disabled as defined below.

The lump sum benefit will be the lesser of:

- \$3 million, and
- a multiple of the monthly benefit, where the multiple is:
  - 180 (if the life insured is under age 40)
  - 156 (if the life insured is age 40 to 44)
  - 132 (if the life insured is age 45 to 49)
  - 108 (if the life insured is age 50 to 55), or
  - the number of complete months to the Review Date following the life insured's 65th birthday (if the life insured is age 56 or over).

The multiple described above is calculated based on the date you satisfy the Qualification Period described below.

The lump sum benefit will be reduced by all disability benefits paid after the Qualification Period has been satisfied.

The monthly benefit used in the calculation described above will be reduced by any benefits from another source that would have applied had this option not been exercised, as described in **What if you can claim from another source?** on page 36.

**Conditions that apply to the Lump Sum Benefit Option**

The Lump Sum Benefit Option can only be exercised by you if:

- you have satisfied the Qualification Period
- the life insured has not been diagnosed as terminally ill and likely to die within 12 months from the date the Qualification Period is satisfied, and
- you request in writing that the Lump Sum Benefit Option be exercised.

The Lump Sum Benefit Option, once selected, cannot be cancelled and, unless exercised, will end when the life insured turns 65.

When the Lump Sum Benefit Option is exercised, and the lump sum benefit is paid, this Income Protection Platinum insurance ends and no further benefits of any kind are payable under this insurance.

**Definitions for the Lump Sum Benefit Option**

**Qualification Period**

The Qualification Period means you have received Total Disability benefit payments for 24 continuous months solely as a result of the sickness or injury which caused or is related to the life insured's Total and Permanent Disability.

# Insurance glossary and general definitions

|   |  |
|---|--|
| <p><b>Lump Sum Benefit Option continued</b><br/>(Feature of Income Protection Platinum insurance)</p> | <p><b>Totally and Permanently Disabled and Total and Permanent Disability</b></p> <p>For the purposes of the Lump Sum Benefit Option, the life insured qualifies as Totally and Permanently Disabled if they have a disability caused by a sickness or injury and satisfy the criteria in paragraphs (a), (b) or (c):</p> <p><b>For Occupation Groups except Group B</b></p> <p>(a) as a result of their disability:</p> <ul style="list-style-type: none"><li>• they are completely unable to work at their own occupation, and are unlikely ever to be able to do so again</li><li>• they are not working for earnings, payment or profit, <b>and</b></li><li>• these circumstances have existed continuously for at least three months</li></ul> <p><b>or</b></p> <p>(b) they suffer a permanent impairment of at least 25% of Whole Person Function, and as a result of this impairment:</p> <ul style="list-style-type: none"><li>• they are completely unable to work at their own occupation, and are unlikely ever to be able to do so again, <b>and</b></li><li>• they are not working for earnings, payment or profit</li></ul> <p><b>or</b></p> <p>(c) they have suffered from the total and irrecoverable loss of:</p> <ul style="list-style-type: none"><li>• the use of both hands</li><li>• the use of both feet</li><li>• the sight in both eyes</li><li>• the use of one hand and one foot</li><li>• the use of one foot and the sight in one eye, or</li><li>• the use of one hand and the sight in one eye.</li></ul> <p><b>For Occupation Group B</b></p> <p>(a) as a result of their disability:</p> <ul style="list-style-type: none"><li>• they are completely unable to work at their usual occupation or any other occupation they are reasonably suited to by way of education, experience or training, and are unlikely ever to be able to do so again</li><li>• they are not working for earnings, payment or profit, <b>and</b></li><li>• these circumstances have existed continuously for at least three months</li></ul> <p><b>or</b></p> <p>(b) they suffer a permanent impairment of at least 25% of Whole Person Function, and as a result of this impairment:</p> <ul style="list-style-type: none"><li>• they are disabled to such an extent that they are completely unable to work at their usual occupation or any other occupation they are reasonably suited to by way of education, experience or training, and are unlikely ever to be able to do so again, <b>and</b></li><li>• they are not working for earnings, payment or profit</li></ul> <p><b>or</b></p> <p>(c) they have suffered from the total and irrecoverable loss of:</p> <ul style="list-style-type: none"><li>• the use of both hands</li><li>• the use of both feet</li><li>• the sight in both eyes</li><li>• the use of one hand and one foot</li><li>• the use of one foot and the sight in one eye, or</li><li>• the use of one hand and the sight in one eye.</li></ul> |
|---|--|



|   |   |
|---|---|
| <p><b>Mental Disorder</b></p>   | <p>Means any disorder classified in the Diagnostic and Statistical Manual of Mental Disorders (DSM) published by the American Psychiatric Association (APA) or an equivalent publication approved by us which is current at the start of the period of Total Disability while the life insured is not working.</p> <p>Such disorders include, but are not limited to, stress (including post traumatic stress), physical symptoms of a psychiatric illness, mental disorders due to a general medical condition, anxiety, depression, psychoneurotic, psychotic personality, emotional or behavioural disorders or disorders related to substance abuse and dependency which includes alcohol, drug or chemical abuse or dependency.</p>  |
| <p><b>Mortgage</b></p>  | <p>Means a loan secured by a first mortgage over the life insured's home.</p>   |
| <p><b>Occupationally Acquired HIV, Hepatitis B or C Infection insurance</b></p> | <p>For this insurance the following special requirements apply.</p> <p>You (or someone representing you) must tell us:</p> <ul style="list-style-type: none"> <li>• you may become infected within 14 days of the accidental incident, and</li> <li>• you have become infected within 14 days of the diagnosis of infection.</li> </ul> <p>We will send a claim form and/or instructions to you for the submission to us of proof of your entitlement to a benefit.</p> <p>Documented proof must be provided by you to us that:</p> <ul style="list-style-type: none"> <li>• the accidental incident did happen at work and involved a definite source of infection. The proof must include copies of the incident report, the name of the witnesses to the incident and confirmation of the source of infection, and</li> <li>• the HIV, hepatitis B or hepatitis C is a new infection and that seroconversion from the relevant negative antibodies or antigens to positive antibodies or antigens has taken place within six months of the incident.</li> </ul> <p>The proof will be based upon blood or body fluid samples tested by Australian Government approved pathology laboratories. We must be allowed to independently retest the samples and take further samples for testing. If we do require retesting or further samples, we will pay for it.</p> |
| <p><b>Partial Payment Benefit</b><br/>(Feature of TPD insurance)</p>            | <p>If you suffer the total and irrecoverable loss of:</p> <ul style="list-style-type: none"> <li>• the sight in one eye, or</li> <li>• one foot or one hand</li> </ul> <p>you'll receive the Partial Payment Benefit.</p> <p><b>What we will pay</b></p> <p>The Partial Payment Benefit payable will be the lesser of:</p> <ul style="list-style-type: none"> <li>• 25% of the Total and Permanent Disability Benefit, and</li> <li>• \$500,000.</li> </ul> <p><b>Conditions that apply to the Partial Payment Benefit</b></p> <p>The Partial Payment Benefit:</p> <ul style="list-style-type: none"> <li>• will only be payable once</li> <li>• is not payable if it is less than \$10,000, and</li> <li>• will reduce the Total and Permanent Disability Benefit by the amount paid.</li> </ul> <p><b>Definitions for the Partial Payment Benefit</b></p> <ul style="list-style-type: none"> <li>• Loss of one foot or one hand. The total and irrecoverable loss, or loss of the use, of the following: <ul style="list-style-type: none"> <li>- one foot, or</li> <li>- one hand.</li> </ul> </li> <li>• Loss of sight in one eye. The permanent loss of sight in one eye, whether aided or unaided, due to sickness or injury to the extent that visual acuity is 6/60 or less.</li> </ul>   |

# Insurance glossary and general definitions

|  |  |
|--|--|
| <b>Qualifying Periods</b>                        | <p>Some critical conditions are covered only after a period of time known as a 'qualifying period'.</p> <p>This means you aren't covered for those conditions if they first appear, first happen, or are first diagnosed within the qualifying period after your insurance began, was last reinstated or increased.</p> <p>For surgical procedures this means you're not covered when the underlying condition requiring the surgical intervention first appears, first happens, or is first diagnosed within the qualifying period.</p> <p>If, because of the qualifying period you are unable to claim an insurance benefit, we'll still cover you for future unrelated critical conditions if they appear, happen, or are diagnosed after the qualifying period has ended.</p> <p>If your insurance is replacing similar insurance, we'll waive your qualifying period for the amount that would have applied if that policy had continued.</p> |
| <b>Revenue Protection (Key Person) insurance</b> | <p>Is insurance to protect a business or employer against financial loss that results from the loss of service of a Key Person due to their death, sickness or injury.</p>   |
| <b>Review Date</b>                               | <p>Is the date shown on your current Schedule on which the review of your benefits and premiums each year take effect.</p>   |
| <b>Schedule</b>                                  | <p>Means the Schedule issued to you with the policy for MLC Insurance and MLC Insurance (Super) and updated from time to time. An updated Schedule will be issued each year or any time there is a change in the benefits or types of insurance provided under the policy. The updated Schedule will replace the previous Schedule from the time that it is issued by us.</p>  |
| <b>Specialist</b>                                | <p>Means a Doctor who is an appropriate specialist in a relevant medical field.</p>  |
| <b>Spouse</b>                                    | <p>Means a husband or wife or a partner in an equivalent de facto relationship, including same-sex relationships.</p>  |
| <b>Termination Date</b>                          | <p>Is the date when your insurance ends. The Termination Date may vary for different types of insurance.</p>   |

|  |  |
|--|--|
| <p><b>Waiting Period Conversion</b><br/>(Feature of Income Protection Platinum and Income Protection insurances)</p> | <p>You can apply to change the Waiting Period of this insurance from two years to 90 days without further medical evidence if you have left your employer and your cover under an eligible Group Salary Continuance scheme or other similar arrangement (Salary Continuance Arrangement) ends and the conditions (outlined below) are met.</p> <p>Apart from medical history, all aspects of your history will be assessed to determine whether we can offer to convert the Waiting Period and, if so, the conditions which may apply.</p> <p>We may decline to accept the application to convert the Waiting Period on the basis of this evidence or information, when considered in light of our standard underwriting guidelines applicable at the time of the application to convert the Waiting Period.</p> <p>Alternatively, we may accept the conversion subject to a change to the occupation category that applies or a change to the Monthly Benefit.</p> <p><b>Conditions that apply to the Waiting Period Conversion</b></p> <p>The Waiting Period Conversion can only be exercised by you if:</p> <ul style="list-style-type: none"> <li>• when the insurance started the Waiting Period was two years,</li> <li>• when the insurance started you were insured under a Salary Continuance Arrangement which has a two year Benefit Period,</li> <li>• you have left your employer and your cover under the Salary Continuance Arrangement has ended,</li> <li>• you don't exercise a continuation option under the Salary Continuance Arrangement,</li> <li>• you are Gainfully Employed and your Earnings are greater than or equal to your average Earnings in the continuous 12 month period before cover under the Salary Continuance Arrangement ended,</li> <li>• you have not ceased Gainful Employment due to Sickness or Injury,</li> <li>• you have not made or are not eligible to make a claim under: <ul style="list-style-type: none"> <li>- the Salary Continuance Arrangement,</li> <li>- any other policy providing disability income insurance with any life insurer, or</li> <li>- any TPD benefit with any life insurer,</li> </ul> </li> <li>• it is exercised within 60 days of the cover under the Salary Continuance Arrangement ending,</li> <li>• the insurance is not part of a transfer from another MLC product or has not been issued as part of a continuation option, unless it has been fully underwritten,</li> <li>• you provide evidence satisfactory to us to support the request to convert the Waiting Period,</li> <li>• it is exercised before the policy anniversary following your 55th birthday.</li> </ul> <p>A Salary Continuance Arrangement includes a Group Salary Continuance scheme, or similar arrangement provided by an employer that was issued by a life company registered in Australia.</p> |
| <p><b>Whole Person Function</b></p>  | <p>Is defined in the American Medical Association publication 'Guides to the Evaluation of Permanent Impairment' current as at the date of impairment, or an equivalent guide to impairment approved by us.</p>  |



# Critical Illness and Total and Permanent Disability (TPD) definitions



# Critical Illness definitions

For the purposes of Child Support Benefit, Child Support Income Benefit and Child Critical Illness, life insured means the Child.

|   |  |
|---|--|
| <b>Adult Onset Insulin Dependent Diabetes Mellitus</b><br>(partial benefit) | The diagnosis after the age of 30 of Type 1 diabetes mellitus for which insulin is required for survival.  |
| <b>Advanced Endometriosis</b><br>(partial benefit)                          | The presence of endometrial tissue (normal lining of the uterus) outside the uterus, usually in the pelvic cavity. Advanced endometriosis is a partial or complete obliteration of the cul-de-sac (Pouch of Douglas) by endometriotic adhesions, and/or the presence of endometriomas (cysts containing endometriotic material), and/or the presence of deep endometrial deposits involving the pelvic side wall, cul-de-sac and broad ligaments, or involving the wall of the bladder, ureter and bowel for which surgical treatment is required.                       |
| <b>Aorta Repair</b>   | The correction of narrowing, dissection or aneurysm of the aorta through the chest or abdominal wall, excluding angioplasty, intra-arterial procedures or other non-surgical procedures.   |
| <b>Aplastic Anaemia</b>   | Means bone marrow failure which results in anaemia, neutropenia and thrombocytopenia requiring as a minimum one of the following treatments: <ul style="list-style-type: none"> <li>• marrow stimulating agents</li> <li>• bone marrow transplantation</li> <li>• blood product transfusions</li> <li>• immunosuppressive agents.</li> </ul>   |
| <b>Bacterial Meningitis</b>   | Severe inflammation of the membrane that surrounds the brain and spinal cord which results in a permanent impairment of at least 25% of Whole Person Function.<br>Bacterial meningitis as a result of HIV infection is excluded.   |
| <b>Benign Brain Tumour</b>  | The presence of a non-cancerous tumour of the brain or spinal cord which is histologically confirmed and results in: <ul style="list-style-type: none"> <li>• at least 25% permanent impairment of the Whole Person Function, or</li> <li>• the undergoing of neuro-surgical intervention for its removal.</li> </ul> The following are excluded: <ul style="list-style-type: none"> <li>• intracranial cysts, granulomas and haematomas</li> <li>• intracranial malformation in or of the arteries and veins, and</li> <li>• tumours of the pituitary gland.</li> </ul> |
| <b>Blindness</b>  | The permanent loss of all sight in both eyes, whether aided or unaided, due to sickness or injury to the extent that visual acuity is 6/60 or less in both eyes, or to the extent that the visual field is reduced to 20 degrees or less of arc.   |
| <b>Carcinoma In Situ of the Breast</b><br>(partial benefit)                 | The presence of histologically proven localised pre-invasive cancer in the breast, where cancer cells do not penetrate the basement membrane nor invade the surrounding tissues or stroma.<br>This includes, but is not limited to, pre-invasive cancer of the milk ducts or lobules.  |

|  |  |
|--|--|
| <p><b>Carcinoma In Situ – Female Reproductive Organs</b><br/>(partial benefit)</p> | <p>The presence of histologically proven carcinoma in situ of:</p> <ul style="list-style-type: none"> <li>• corpus uteri</li> <li>• fallopian tube</li> <li>• ovary</li> <li>• perineum (excluding skin equivalent cancers)</li> <li>• vagina (excluding skin equivalent cancers)</li> <li>• vulva (excluding skin equivalent cancers)</li> <li>• cervix.</li> </ul> <p>Carcinoma in situ means a focal autonomous new growth of carcinomatous cells which has not yet resulted in the invasion of normal tissues. 'Invasion' means an infiltration and/or active destruction of normal tissue beyond the basement membrane. The carcinoma in situ must be classified as Tis according to the TNM staging method or FIGO Stage 0.</p>  |
| <p><b>Cardiomyopathy</b></p>   | <p>The inability of the heart muscle to function properly resulting in permanent physical impairment to the degree of at least Class 3 of the New York Heart Association classification of cardiac impairment.</p>   |
| <p><b>Chronic Kidney Failure</b></p>   | <p>The final stage of kidney disease that requires permanent dialysis or a transplant.</p>   |
| <p><b>Chronic Liver Failure</b></p>  | <p>The final stage of liver disease with at least two of the following conditions: permanent jaundice, ascites (abnormal retention of fluids within the abdominal cavity), deteriorating liver function tests and encephalopathy (related brain disease).</p>  |
| <p><b>Chronic Lung Failure</b></p>   | <p>The final stage of lung disease, needing a permanent extra oxygen supply and with lung function tests known as FEV1 consistently showing results of less than one litre.</p>  |
| <p><b>Coma</b></p>   | <p>A total loss of consciousness and responsiveness in which the life insured is incapable of sensing or responding to external stimuli that results in a documented Glasgow Coma Scale of 6 or less for at least 72 hours.</p>  |
| <p><b>Congenital Abnormalities of a child</b><br/>(partial benefit)</p>            | <p>If the life insured or life insured's Spouse gives birth to a child that survives for at least 28 days and is diagnosed with one of the following:</p> <ul style="list-style-type: none"> <li>• Down's syndrome – a specific genetic abnormality caused by an extra chromosome 21 that causes mental retardation and physical abnormalities.</li> <li>• Spina bifida – defective closure of the spinal column due to neural tube deficit with a meningomyelocele or meningocele and resulting in neurological deficit.</li> <li>• Tetralogy of Fallot – an anatomical abnormality with severe or total right ventricular outflow tract obstruction and a ventricular septal defect allowing right ventricular deoxygenated blood to bypass the pulmonary artery and enter the aorta directly. The diagnosis must be supported by an echocardiogram, and invasive surgery must be performed to correct the condition.</li> <li>• Transposition of great vessels – a congenital heart defect where the aorta arises from the right ventricle and the pulmonary artery from the left ventricle. The diagnosis must be supported by an echocardiogram, and invasive surgery must be performed to correct the condition.</li> <li>• Congenital blindness – complete absence of the sense of sight from birth.</li> <li>• Congenital deafness – complete absence of the sense of hearing from birth.</li> </ul> <p>Congenital abnormalities that first appeared in a child, before this Extra Benefits Option started or was last reinstated, are excluded for any existing or future children.</p> <p>Benefits are not payable if payment has been made under Inability of a Child to gain independence.</p> |

# Critical Illness definitions

|   |   |
|---|---|
| <b>Coronary Artery Angioplasty</b>  | <p>An operation to correct narrowing or obstruction of one or more coronary arteries. Intra-arterial investigation procedures are excluded.</p> <p>This critical condition applies only for policies where the Critical Illness benefit is \$100,000 or more.</p> <p>The benefit payable for this critical condition is 10% of the life insured's Critical Illness benefit up to a maximum of \$20,000 per event.</p> <p>After this benefit is paid, this insurance will continue, with the benefit reduced by the amount paid. Critical Illness premiums will be reduced in line with reduced benefit.</p> <p>A benefit will be paid for subsequent angioplasty procedures provided that they are necessary and occur at least six months apart.</p> |
| <b>Coronary Artery Angioplasty – Triple Vessel</b>                          | <p>The actual undergoing for the first time of an operation to correct narrowing or obstruction of three or more coronary arteries within the same procedure when considered the necessary and appropriate treatment.</p> <p>The benefit payable for Coronary Artery Angioplasty – Triple Vessel is 100% of the life insured's Critical Illness benefit.</p>  |
| <b>Coronary Artery Bypass Surgery</b>                                       | <p>The surgical grafting of a bypass to a coronary artery to overcome narrowing or obstruction, excluding coronary artery angioplasty, intra-arterial procedures or other non-surgical procedures.</p>  |
| <b>Deafness</b>   | <p>Permanent loss of all hearing in both ears.</p>  |
| <b>Deafness in One Ear</b><br>(partial benefit)                             | <p>The total, irreversible and irreparable loss of hearing in one ear, whether aided or unaided.</p>  |
| <b>Dementia or Alzheimer's Disease</b>                                      | <p>The unequivocal diagnosis of Dementia or Alzheimer's disease that results in:</p> <ul style="list-style-type: none"> <li>• permanent failure of brain function resulting in significant cognitive impairment, and</li> <li>• a deterioration in the life insured's Mini-Mental State Examination score to 24 or less.</li> </ul>   |
| <b>Early Stage Chronic Lymphocytic Leukaemia (CLL)</b><br>(partial benefit) | <p>The presence of chronic lymphocytic leukaemia diagnosed as less than RAI stage 1 (characterised by lymphocytosis and enlarged lymph nodes).</p>  |
| <b>Early Stage Melanoma</b><br>(partial benefit)                            | <p>The presence of one or more malignant melanomas. The melanoma must be less than 1.0mm depth of invasion or Clark Level 3. The diagnosis must be by biopsy. The malignancy must be characterised by the uncontrollable growth and spread of malignant cells.</p>  |
| <b>Early Stage Prostate Cancer</b><br>(partial benefit)                     | <p>The presence of prostate cancer histologically described as:</p> <ul style="list-style-type: none"> <li>• TNM classification T1 (a) or (b) (or another equivalent classification), or</li> <li>• a Gleason score of five or less.</li> </ul>   |



|   |   |
|---|---|
| <p><b>Encephalitis</b></p>  | <p>Severe inflammation of brain substance which results in the life insured suffering either:</p> <ul style="list-style-type: none"> <li>• permanent loss of at least 25% of either the brain's mental function or its physical control function, or</li> <li>• permanent <ul style="list-style-type: none"> <li>- loss of the ability to perform one or more Activities of Daily Living (ADL) without physical help from someone else, or</li> <li>- severe cognitive impairment (with a score of 15 or less out of 30 in a Mini Mental State Examination) which leads to the need for continuous supervision to protect the life insured or other people. A Mini Mental State Examination tests various functions including arithmetic ability, memory and physical orientation to assess cognitive ability.</li> </ul> </li> </ul> <p>The permanent loss or impairment described above must have existed continuously for at least six months.</p> <p>Encephalitis as a result of HIV infection is excluded.</p>   |
| <p><b>Facial Reconstructive Surgery and Skin Grafting</b><br/>(partial benefit)</p> | <p>The undergoing of skin grafting and plastic or reconstructive surgery above the neck which is deemed medically necessary for the treatment of facial disfigurement as a direct result of an Accident requiring inpatient hospital treatment of the life insured. The Accident must occur while the insurance is in force.</p>  |
| <p><b>Heart Attack</b></p>  | <p>Heart Attack (Myocardial Infarction) means the death of part of the heart muscle because of inadequate blood supply, confirmed by a Cardiologist and evidenced by:</p> <ul style="list-style-type: none"> <li>• typical rise and/or fall of cardiac biomarkers with at least one value above the 99th percentile of the upper reference range together with either: <ul style="list-style-type: none"> <li>- new serial ECG changes showing the development of any one of the following: <ul style="list-style-type: none"> <li>• ST elevation</li> <li>• T wave inversion</li> <li>• left bundle branch block (LBBB), or</li> <li>• pathological Q waves, or</li> </ul> </li> <li>- imaging evidence of new and irreversible: <ul style="list-style-type: none"> <li>• loss of viable myocardium, or</li> <li>• regional wall motion abnormality.</li> </ul> </li> </ul> </li> </ul> <p>If the clinical pathway and disease management on hospital discharge for any medical event or investigation is not consistent with an acute myocardial infarction, then a claim is not payable under this policy. Myocardial infarctions arising from elective percutaneous procedures are excluded.</p> <p>If the above tests are inconclusive or superseded by technological advances, we'll consider other appropriate and medically recognised tests.</p> |
| <p><b>Heart Valve Surgery</b></p>   | <p>The surgical repair or replacement of a defective heart valve or valves, excluding intra-arterial procedures or other non-surgical procedures.</p>   |

# Critical Illness definitions

|   |  |
|---|--|
| <p><b>HIV contracted through medical procedures</b></p> | <p>Accidental infection with Human Immunodeficiency Virus (HIV) as a direct result of one of the following medical procedures:</p> <ul style="list-style-type: none"> <li>• blood transfusion, or transfusion with blood products</li> <li>• organ transplant to the life insured</li> <li>• assisted reproductive techniques, or</li> <li>• any other procedure or operation performed by a medical practitioner or dentist.</li> </ul> <p>The procedure must have occurred in Australia and have been performed by a recognised and registered medical practitioner or dentist.</p> <p>Any event that might lead to a claim must be reported to us within 14 days. The claim must be supported by a negative HIV antibody test on a blood sample taken immediately after the event.</p> <p>We must have access to the blood sample tested and must be able to take further samples if we think this is needed.</p> <p>Seroconversion must occur within 6 months of the event.</p> <p>A benefit will not be paid if any of the following are true:</p> <ul style="list-style-type: none"> <li>• the HIV infection has any other cause, including sexual activity or recreational intravenous drug use, or</li> <li>• the Australian Government has approved a treatment which makes HIV inactive and non-infectious.</li> </ul>   |
| <p><b>HIV contracted through your work</b></p>          | <p>Infection with Human Immunodeficiency Virus (HIV) as a result of an injury while the life insured is working at their normal occupation.</p> <p>You (or someone representing you) must tell us that the life insured:</p> <ul style="list-style-type: none"> <li>• may have become infected within 14 days of the accidental incident, and</li> <li>• has become infected within 14 days of the diagnosis of infection.</li> </ul> <p>Documented proof must be provided by you to us that:</p> <ul style="list-style-type: none"> <li>• The accidental incident happened at work and involved a definite source of infection. The proof must include copies of the incident report, the name of the witnesses to the incident and confirmation of the source of infection.</li> <li>• The HIV is a new infection and that seroconversion from the relevant negative antibodies or antigens to positive antibodies or antigens has taken place within 6 months of the incident.</li> </ul> <p>A benefit will not be paid if any of the following are true:</p> <ul style="list-style-type: none"> <li>• the HIV infection has any other cause, including sexual activity or recreational intravenous drug use,</li> <li>• before the injury the Australian Government has recommended an HIV vaccine for use in the life insured's occupation, but the life insured has not taken this vaccine, or</li> <li>• the Australian Government has approved a treatment which makes HIV inactive and non-infectious.</li> </ul> |

|   |   |
|---|---|
| <p><b>Inability of a Child to Gain Independence</b><br/>(partial benefit)</p> | <p>The life insured's Child, as a result of sickness or injury, will be permanently unable to perform any two or more of the following groups of activities of daily living without physical help from someone else:</p> <ul style="list-style-type: none"> <li>• bathing or showering</li> <li>• dressing</li> <li>• moving from place to place, in and out of bed and in and out of a chair</li> <li>• eating and drinking</li> <li>• using the toilet.</li> </ul> <p>The life insured's Child also suffers an inability to gain independence which results in permanent loss of at least 25% of either the brain's mental function or its physical control function which leads to a need for continuous supervision of the Child to protect them or other people.</p> <p>A claim can only be made once the initial assessment or diagnosis is reconfirmed after six months.</p> <p>Benefits are not payable:</p> <ul style="list-style-type: none"> <li>• if the inability of an existing or future Child to gain independence is caused or contributed to by sickness or injury that first appeared, happened or was diagnosed before this Extra Benefits Option started or was last reinstated, and</li> <li>• if payment has been made under Congenital abnormalities of a child.</li> </ul> |
| <p><b>Intensive Care</b></p>  | <p>Mechanical ventilation by means of tracheal intubation for 10 consecutive days (24 hours per day) in an intensive care unit of an acute care hospital.</p>   |
| <p><b>Loss of Independence</b></p>  | <p>The life insured suffers a Loss of Independence as a result of sickness or injury if they:</p> <ul style="list-style-type: none"> <li>• are permanently unable to perform two or more Activities of Daily Living (ADL) without physical help from someone else, or</li> <li>• have severe permanent cognitive impairment (with a score of 15 or less out of 30 in a Mini Mental State Examination) which leads to a need for continuous supervision of the life insured to protect them or other people.</li> </ul> <p>A Mini Mental State Examination is a test which samples various functions including arithmetic, memory and orientation to assess cognition.</p> <p>The Loss of Independence circumstances must have existed continuously for at least six months.</p>   |
| <p><b>Loss of One Foot or One Hand</b><br/>(partial benefit)</p>              | <p>The total and irrecoverable loss, or loss of the use, of the following:</p> <ul style="list-style-type: none"> <li>• one foot</li> <li>• one hand.</li> </ul>  |
| <p><b>Loss of Sight in One Eye</b><br/>(partial benefit)</p>                  | <p>The permanent loss of sight in one eye, whether aided or unaided, due to sickness or injury to the extent that visual acuity is 6/60 or less.</p>  |
| <p><b>Loss of Speech</b></p>  | <p>Total and permanent loss of ability to speak.</p> <p>A claim can only be made once the initial diagnosis is reconfirmed after three months.</p>  |

# Critical Illness definitions

|   |  |
|---|--|
| <p><b>Major Brain Injury</b></p>                    | <p>Physical head injury that results in the life insured suffering either:</p> <ul style="list-style-type: none"> <li>• a permanent loss of at least 25% of the brain's mental or physical control function, or</li> <li>• permanent:             <ul style="list-style-type: none"> <li>- loss of the ability to perform one or more Activities of Daily Living (ADL) without physical help from someone else, or</li> <li>- severe cognitive impairment (with a score of 15 or less out of 30 in a Mini Mental State Examination) which leads to a need for continuous supervision to protect the life insured or other people. A Mini Mental State Examination tests various functions including arithmetic ability, memory and physical orientation to assess cognitive ability.</li> </ul> </li> </ul> <p>The permanent loss or impairment described above must have existed continuously for at least six months.</p>  |
| <p><b>Major Burns</b></p>                           | <p>Full thickness burns to 20% or more of the body surface, or to 50% of the face or 50% of both hands requiring surgical debridement and/or grafting.</p>   |
| <p><b>Major Organ or Bone Marrow Transplant</b></p> | <p>The transplant, or placement on an Australian waiting list approved by us for:</p> <ul style="list-style-type: none"> <li>• transplant of any of the following organs from a human donor to the life insured:             <ul style="list-style-type: none"> <li>- kidney</li> <li>- liver</li> <li>- heart</li> <li>- lung</li> <li>- pancreas</li> <li>- small bowel, or</li> </ul> </li> <li>• bone marrow transplant.</li> </ul> <p>This treatment must be considered medically necessary and the condition affecting the organ or bone marrow deemed untreatable by any other means other than transplant, as confirmed by a Specialist.</p>   |
| <p><b>Malignant Cancer</b></p>                      | <p>The presence of one or more malignant tumours, leukaemia or lymphomas.<br/>The following are excluded:</p> <ul style="list-style-type: none"> <li>• Chronic lymphocytic leukaemia in its early stages (less than RAI stage 1).</li> <li>• Prostate cancer which is histologically described as TNM classification T1(a) or (b) or another equivalent or lesser classification with a Gleason score of 5 or less unless:             <ul style="list-style-type: none"> <li>- the person insured is required to undertake major interventionist therapy including radiotherapy, brachytherapy, chemotherapy, biological response modifiers or any other major treatment, or</li> <li>- the tumour is completely untreatable.</li> </ul> </li> <li>• Carcinoma in situ, cervical dysplasia CIN1, CIN2, and CIN3, or premalignant tumours.</li> <li>• Carcinoma in situ of the breast, except where it leads to the removal of the breast by a mastectomy or removal of the carcinoma in situ by breast conserving surgery (lumpectomy, complete local excision, wide local excision, partial mastectomy), together with radiotherapy or chemotherapy. The procedure must be performed as a direct result of the carcinoma in situ and specifically to arrest the spread of malignancy, and be considered the necessary and appropriate treatment.</li> <li>• Skin cancer other than melanoma that:             <ul style="list-style-type: none"> <li>- shows signs of ulceration as determined by histological examination, or</li> <li>- is greater than 1.0 mm thick, or</li> <li>- is least Clark Level 3 of invasion.</li> </ul> </li> <li>• Hyperkeratosis or basal cell skin carcinoma.</li> <li>• Squamous cell skin carcinoma unless it has spread to other organs.</li> </ul> |

|   |  |
|---|--|
| <b>Meningococcal Septicaemia</b>  | Severe infection in the blood stream that causes blood poisoning which results in a permanent impairment of at least 25% of Whole Person Function.   |
| <b>Motor Neurone Disease</b>  | The progressive weakening and wasting of the muscles of the body. The unequivocal diagnosis of motor neurone disease must be certain and supported by neurological investigations.   |
| <b>Multiple Sclerosis</b>   | The progressive destruction of the insulating layer of myelin in the brain and spinal cord. The unequivocal diagnosis of Multiple Sclerosis must be by a consultant neurologist.<br>There must be more than one episode of defined neurological deficit with persistent abnormalities. Neurological investigation such as lumbar puncture, MRI (Magnetic Response Imaging), evidence of lesions in the central nervous systems and evoked visual responses are required to confirm diagnosis.  |
| <b>Muscular Dystrophy</b>   | The unequivocal diagnosis of muscular dystrophy by a medical practitioner who is a consultant neurologist on the basis of confirmatory neurological investigations.  |
| <b>Open Heart Surgery</b>   | Open heart surgery for the treatment of a cardiac defect, cardiac aneurysm or benign cardiac tumour.   |
| <b>Orchidectomy (as required to diagnose Carcinoma In Situ of the testicle) (partial benefit)</b> | The removal of one or both testes by radical orchidectomy as required to positively or negatively diagnose Carcinoma in Situ (Tis) of the testicle. The removal must be the appropriate and necessary treatment.<br>Orchidectomy for any other reason is specifically excluded.  |
| <b>Out Of Hospital Cardiac Arrest</b>   | Cardiac arrest which is not associated with any medical procedure and is documented by an electrocardiogram, occurs out of hospital and is due to cardiac asystole or ventricular fibrillation with or without ventricular tachycardia.  |
| <b>Parkinson's Disease</b>  | The unequivocal diagnosis of degenerative idiopathic Parkinson's disease, as characterised by the clinical manifestations of one or more of: <ul style="list-style-type: none"> <li>• rigidity</li> <li>• tremor</li> <li>• akinesia from degeneration of the nigrostriatal system.</li> </ul> All other types of Parkinsonism, including secondary parkinsonism due to medication, are excluded.  |
| <b>Paralysis</b>  | Total and permanent loss of the function of two or more limbs caused by damage to the nervous system.  |
| <b>Pneumonectomy</b>  | The removal of an entire lung when considered the necessary and appropriate treatment.   |
| <b>Primary Pulmonary Hypertension</b>   | A condition associated with right ventricular enlargement established by cardiac catheterisation resulting in permanent physical impairment to the degree of at least Class 3 of the New York Heart Association classification of cardiac impairment.  |
| <b>Serious Accidental Injury (partial benefit)</b>  | The life insured suffers a serious accidental injury resulting in confinement to an acute care hospital for a period of 30 consecutive days (24 hours per day) under the full-time care of a Doctor.   |
| <b>Severe Diabetes</b>  | Severe diabetes mellitus, either Insulin or Non-Insulin dependent, as certified by a consultant endocrinologist and resulting in at least two of the following criteria: <ul style="list-style-type: none"> <li>• Severe Diabetic Retinopathy resulting in visual acuity uncorrected and corrected of 6/36 or worse in both eyes</li> <li>• Severe Diabetic Neuropathy causing motor and/or autonomic impairment</li> <li>• Diabetic Gangrene leading to surgical intervention</li> <li>• Severe Diabetic Nephropathy causing chronic irreversible renal impairment (as measured by a corrected creatinine clearance below the laboratory/ies measured normal range).</li> </ul> |

# Critical Illness definitions

|  |   |
|--|---|
| <b>Severe Osteoporosis</b>   | <p>The life insured:</p> <ul style="list-style-type: none"> <li>• before the age of 50, suffers at least two vertebral body fractures and/or a fracture of the neck of femur, due to osteoporosis, and</li> <li>• has bone mineral density reading with a T-score of less than -2.5 (ie 2.5 standard deviations below the young adult mean for bone density). This must be measured in at least two sites by dual energy x-ray absorptiometry (DEXA).</li> </ul>  |
| <b>Severe Rheumatoid Arthritis</b>   | <p>The unequivocal diagnosis of severe rheumatoid arthritis by a Rheumatologist. The diagnosis must be supported by, and evidence, all of the following criteria:</p> <ul style="list-style-type: none"> <li>• at least a six week history of severe rheumatoid arthritis which involves three or more of the following joint areas: <ul style="list-style-type: none"> <li>- proximal interphalangeal joints in the hands</li> <li>- metacarpophalangeal joints in the hands</li> <li>- metatarsophalangeal joints in the foot</li> <li>- wrist, elbow, knee, or ankle</li> </ul> </li> <li>• simultaneous bilateral and symmetrical joint soft tissue swelling or fluid (not bony overgrowth alone)</li> <li>• typical rheumatoid joint deformity, and</li> <li>• at least two of the following criteria: <ul style="list-style-type: none"> <li>- morning stiffness</li> <li>- rheumatoid nodules</li> <li>- erosions seen on x-ray imaging</li> <li>- the presence of either a positive rheumatoid factor or the serological markers consistent with the diagnosis of severe rheumatoid arthritis.</li> </ul> </li> </ul> |
| <b>Specified Complications of Pregnancy</b><br>(partial benefit)           | <p>The life insured is diagnosed with one of the following:</p> <ul style="list-style-type: none"> <li>• Disseminated Intravascular Coagulation (DIC) where there is a pregnancy related cause of the DIC which has resulted in a life threatening haemorrhage from multiple sites.</li> <li>• Ectopic pregnancy – pregnancy in which implantation of a fertilised ovum occurs outside the uterine cavity. The ectopic pregnancy must be ended by laparotomy or laparoscopic surgery.</li> <li>• Hydatidiform mole – the development of fluid-filled cysts in the uterus after the degeneration of the chorion during pregnancy which results in death of the embryo.</li> <li>• Stillbirth – the birth of an infant after at least 28 weeks of pregnancy, which shows no signs of life after birth.</li> </ul> <p>Elective termination of pregnancy is specifically excluded.</p>  |
| <b>Stroke</b>  | <p>An incident in the blood vessels of the brain or bleeding in the brain leading to neurological effects that last for at least 24 hours.</p> <p>There must be clear evidence on a CT, MRI or similar scan that a stroke has occurred.</p> <p>Transient ischaemic attacks, symptoms due to migraine, vascular disease of the optic nerve, physical head injury, reversible neurological deficit or any blood vessel incident outside the cranium, except embolism resulting in stroke, are excluded.</p>   |
| <b>Type 1 Diabetes</b><br>(Child Support and Child Income Support benefit) | <p>Means Diabetes mellitus type 1 with an early onset, which requires insulin injections to control the disease.</p>  |

# Total and Permanent Disability (TPD) definitions

## What is Total and Permanent Disability?

|   |  |
|---|--|
| <b>You are Totally and Permanently Disabled</b> | if you have a disability resulting from sickness or injury and as a result of your disability you have been completely unable, and are unlikely ever to be able, to work according to your Occupation Definition at the time of claim, and these circumstances have existed continuously for at least three months   |
|   | <b>or</b>  |
|   | if you have a disability resulting from sickness or injury and you suffer a permanent impairment of at least 25% of Whole Person Function so that you are completely unable, and are unlikely ever to be able, to work according to your Occupation Definition   |
|   | <b>or</b>  |
|   | if you suffer the total and irrecoverable loss of any of: <ul style="list-style-type: none"> <li>• the use of both hands, or</li> <li>• the use of both feet, or</li> <li>• the sight in both eyes, or</li> <li>• the use of one hand and one foot, or</li> <li>• the use of one foot and the sight in one eye, or</li> <li>• the use of one hand and the sight in one eye.</li> </ul> |

Your diagnosis and certification must be provided by a Doctor who is an appropriate Specialist and be confirmed by our medical adviser.

For a claim to be payable for stand-alone TPD you must survive for at least:

- 14 days to claim for TPD based on permanent impairment
- 14 days to claim for TPD based on the total and irrecoverable loss of limbs or sight.

## What are the TPD Occupation Definitions?

How your inability to work is defined depends on whether or not you are Gainfully Employed (working for earnings, payment or profit) when your disability begins, and whether you are insured under the **Any Occupation** or **Own Occupation** definition. The definition used will be the one closest to your circumstances.

|   |   |
|---|---|
| <b>If, when your Disability begins, you are Gainfully Employed or have been Gainfully Employed in the previous 12 months, 'unable to work'</b>  | for the <b>Any Occupation</b> definition means your inability to work at any occupation you are reasonably suited to by way of education, training or experience that would result in a rate of Earnings of more than 25% of your rate of Earnings during the continuous 12 month period before you were disabled.<br><br>for the <b>Own Occupation</b> definition means your inability to work at your own occupation and not be working in any occupation for a continuous period of at least three months. |
| <b>If, when your Disability begins, you are not Gainfully Employed and have not been Gainfully Employed during the previous 12 months, 'unable to work'</b>   | means, solely due to Sickness or Injury, your inability to work at any occupation you are reasonably suited to by way of education, training or experience.   |
| <b>If, when your Disability begins, you are not Gainfully Employed, have not been Gainfully Employed during the previous 12 months and you were performing full-time domestic duties or child rearing, 'unable to work'</b> | means your inability to perform any normal physical domestic duties (cleaning, cooking, doing the laundry, shopping for groceries and taking care of dependent children).   |

If you are on an employer-approved sabbatical, maternity or paternity leave of up to two years we'll consider you to be Gainfully Employed.

# Total and Permanent Disability (TPD) definitions

## Eligibility for 'Own Occupation' definition of TPD

For an additional cost, you can choose an Own Occupation definition if the occupation in which you are engaged when you apply is eligible under the AAA, ACT, M, L, AA, A, BBB and

certain BB occupation categories, which include professional occupations such as accountants, doctors and solicitors.

MLC or your financial adviser can tell you your occupation category. The Own Occupation definition of TPD varies according to your employment status.

When you claim, the Own Occupation definition lets you choose to be assessed according to:

- your occupation when you applied, or
- your occupation immediately preceding your date of disability, as long as that occupation is eligible for the Own Occupation definition.

## What is Loss of Independence?

The definition of TPD changes to Loss of Independence following the Review Date after you turn 65. There are three categories of Loss of Independence criteria.

|                                   |  |
|-----------------------------------|--|
| <b>You have lost independence</b> | if as a result of sickness or injury you are permanently unable to perform any two or more Activities of Daily Living without physical help from someone else.   |
|                                   | <b>or</b>  |
|                                   | if as a result of sickness or injury you have suffered from the total and irrecoverable loss of: <ul style="list-style-type: none"> <li>• the use of both hands, or</li> <li>• the use of both feet, or</li> <li>• the sight in both eyes, or</li> <li>• the use of one hand and one foot, or</li> <li>• the use of one foot and the sight in one eye, or</li> <li>• the use of one hand and the sight in one eye</li> </ul> |
|                                   | <b>or</b>  |
|                                   | if you suffer severe permanent cognitive impairment (if you obtain a score of 15 or less out of 30 in a 'Mini Mental State Examination'), so that you need continuous supervision to protect yourself or other people.   |

A Mini Mental State Examination is a cognitive test which samples various functions including arithmetic, memory and orientation.

The Loss of Independence circumstances must have existed continuously for at least three months.

For a claim to be payable under stand-alone TPD you must survive for at least 14 days after the event leading to Total and Permanent Disability.



# Interim Accident Insurance Certificate

This information is provided by MLC Limited ABN 90 000 000 402 AFSL 230694 (MLC), the issuer of this Interim Accident Insurance.

We are pleased to provide this Interim Accident Insurance, at no extra cost, while your application for MLC Insurance and/or MLC Insurance (Super), whether for a new policy or an addition to an existing policy, is being considered. This insurance is provided separately to MLC Insurance (Super) and is not part of the Scheme. The Trustee has no liability or obligation to you for this Interim Accident Insurance.

**The terms and conditions of this Interim Accident Insurance Certificate are set out below.**

## When will we pay?

You'll receive the benefits of the Interim Accident Insurance if the life insured dies, is totally and permanently disabled, suffers a critical condition, or becomes totally disabled, as a result of a bodily injury caused by accidental means, which occurs while the life insured is covered by this insurance.

### Life Cover and TPD insurance

If you applied for any of these insurances for a life insured, and that life insured dies within 12 months, or is totally and permanently disabled, as a result of a bodily injury which is caused by accidental means during the term of this insurance, you'll receive the lowest of:

- \$1,000,000
- the benefit you applied for, or
- the benefit we would allow under our assessment guidelines.

### Critical Illness insurance

(Applicable outside super only)

If you applied for Critical Illness insurance for a life insured, and that life insured suffers one of the following critical conditions, as a result of bodily injury which is caused by accidental means during the term of this insurance:

- coma <sup>1</sup>
- major burns <sup>1</sup>
- major brain injury <sup>1</sup>
- blindness <sup>1</sup>
- paralysis <sup>1</sup> or
- loss of independence.

You'll receive the lowest of:

- \$600,000
- the Critical Illness benefit you applied for on the life insured, or
- the Critical Illness benefit we would allow for that life insured under our normal assessment guidelines.

The definitions of each critical condition that will apply are the definitions for those conditions set out in the current MLC Insurance policy document, and as outlined in the Product Disclosure Statement (PDS). Interim cover will only be provided for those conditions that are covered under the terms of the insurance for which you've applied.

<sup>1</sup> These conditions are not covered if you have applied for Critical Illness Standard.

### Income Protection insurance

If you've applied for Income Protection insurance for a life insured, and that life insured is totally disabled as a result of a bodily injury which is caused by accidental means during the term of this insurance, you'll receive the lowest of:

- \$10,000 a month
- the benefit you applied for, or
- the Income Protection benefit we would allow under our assessment guidelines.

You'll receive this benefit each month that the life insured is continuously totally disabled after the end of the Waiting Period you applied for, up to a maximum of 12 months.

If the life insured is disabled for part of a month the benefit will be reduced proportionately.

## Conditions

Other than as varied by these terms, the following (as set out in this PDS and the policy document), shall apply to this Interim Accident Insurance:

- the Any Occupation definition of Totally and Permanently Disabled
- the definition of totally disabled under Income Protection insurance, or
- the standard conditions, Waiting Periods, limitations and exclusions, subject to any options you applied for in your application for MLC Insurance and/or MLC Insurance (Super).

In applying the definitions to your Interim Accident Insurance, in respect of an application for MLC Insurance (Super), a reference to the Trustee as set out in the policy document issued by us for MLC Insurance (Super) should be read as a reference to you.

# Interim Accident Insurance Certificate

## When does Interim Accident Insurance start?

Unless we nominate an earlier date, Interim Accident Insurance starts when we or the Trustee receive an application for MLC Insurance or MLC Insurance (Super) at any of its offices together with one of the following:

- one full instalment of the premium
- a fully completed Direct Debit Request Schedule or Credit Card Deduction Authority or Direct Payment, or
- an eligible MLC account Deduction Authority.

If the application is submitted electronically, Interim Accident Insurance will start upon submission.

If your application isn't accepted, any premium received by us will be refunded, less any Government charges or taxes, to you or to the Trustee for MLC Insurance (Super) members.

Your Interim Accident Insurance is void if the premium payment for either MLC Insurance and/or MLC Insurance (Super) is dishonoured.

## Your Duty of Disclosure

Interim Accident Insurance will only be available if you and the life insured nominated in the application for MLC Insurance and/or MLC Insurance (Super) have completed the application accurately and honestly and have complied with your Duty of Disclosure as set out in your application.

Your Duty of Disclosure doesn't end on completion of your application and personal statement. Your duty continues until we accept your application and issue a Schedule and a policy document to you.

## We pay one benefit

We won't pay more than one benefit under this Interim Accident Insurance for any one Accident to any life insured.

## Benefit limits

If you're applying to replace an existing policy, the amount of any benefit will be limited to the amount (if any) by which the sum proposed to be insured under the MLC Insurance and/or MLC Insurance (Super) application exceeds the sum insured under the policy to be replaced.

## When won't we pay?

In addition to our standard exclusions (as set out in the current MLC Insurance and/or MLC Insurance (Super) policy document and outlined in this PDS), we won't pay under this insurance for death or disability arising from or contributed to by:

- any condition that you or the life insured knew about before applying for MLC Insurance and/or MLC Insurance (Super)
- the life insured engaging in any occupation, sport or pastime that we wouldn't cover under our assessment guidelines.

Furthermore, we won't pay if:

- the cover applied for would have been declined under our assessment guidelines, or
- you lodge a claim for an event or condition that would have been excluded under the underwriting process.

## When does Interim Accident Insurance end?

We will cancel your Interim Accident Insurance by notice in writing on the earliest of the following:

- 90 days after the start of this Interim Accident Insurance unless before then we tell you a different date
- the date we issue a Schedule following our acceptance of your application for MLC Insurance and/or MLC Insurance (Super) (or in the case of additional insurance, when we issue a revised Schedule to you)
- when we advise you that your application hasn't been accepted
- when we advise you that your Interim Accident Insurance has ended, or
- when you withdraw your application.

## Your application for MLC Insurance and/or MLC Insurance (Super)

If you claim under your Interim Accident Insurance for any life insured, we'll take this into account in considering your application for MLC Insurance and/or MLC Insurance (Super) on the life insured. We may decide not to accept your application on this basis.

We may accept or reject your application. No insurance will take effect (apart from this Interim Accident Insurance) before we accept your application and issue a policy to you (or in the case of additional insurance, when we issue a revised Schedule to you).

**No financial adviser or other person is authorised to change these conditions, whether in writing or otherwise. No changes will be binding upon MLC.**



Mill registration number D-177-00032.

This document has been printed on paper sourced from well managed, environmentally sustainable plantation forests and has been printed by an ISO14001 accredited organisation, so there's a minimum effect on the environment.

It's part of our campaign to maintain our neutral carbon footprint and reduce global warming.





With you

MLC receives your insurance premiums and your claim is paid from MLC's Statutory Fund No.1.

MLC Insurance and MLC Insurance (Super) is offered only in Australia.

This life insurance is designed purely for protection and isn't a savings plan. It will never have a surrender or cash value.

An MLC Insurance or interest in an MLC Insurance (Super) policy held through the Scheme doesn't represent a deposit or liability with the NAB or other related bodies corporate of NAB (other than MLC as the insurer).

Neither NAB or any of its related bodies corporate (other than MLC as the insurer) guarantees or accepts liability in respect of MLC Insurance and MLC Insurance (Super).

For more information call MLC from anywhere in Australia on 1300 428 482 or contact your adviser.

**Postal address:**

MLC Limited, PO Box 200  
North Sydney NSW 2059

**Registered office for  
MLC Limited and  
MLC Nominees Pty Limited**

Ground Floor, MLC Building  
105-153 Miller Street  
North Sydney NSW 2060

**[mlc.com.au](http://mlc.com.au)**

83193M0812

# Application form

Issue 3

Preparation date: 10 September 2012

## Important information

Before you complete and sign this Application form, you should read the current Product Disclosure Statement (PDS), including any supplementary PDS. These documents will help you to understand the different products and how they work, and decide if they are appropriate for you.

---

## Your Duty of Disclosure

Before you enter into a contract of life insurance with MLC, you have a duty, under the Insurance Contracts Act 1984, to disclose to MLC every matter that you know, or could reasonably be expected to know, is relevant to MLC's decision whether to accept the risk of insurance and, if so, on what terms.

You have the same duty to disclose those matters to MLC before such a contract of life insurance is extended, varied or reinstated.

Your duty, however, does not require disclosure of a matter:

- that diminishes the risk to be undertaken by MLC
- that is of common knowledge
- about which MLC knows or, in the ordinary course of business, ought to know
- for which your duty of compliance is waived by MLC.

If you take out MLC Insurance (Super) the Trustee obtains life insurance from MLC on you. Because the Trustee is taking out a life policy at your request, the Trustee requires you to make full disclosure to it on the same basis.

## Non-disclosure

If you fail to comply with your Duty of Disclosure and MLC would not have entered into the contract on any terms if the failure had not occurred, MLC may avoid the contract within three years of entering into it. If your non-disclosure is fraudulent, MLC may avoid the contract at any time.

Even if MLC is entitled to avoid a contract of life insurance MLC may, within three years of entering into it, elect not to avoid it but reduce the sum for which you have been insured in accordance with a formula that takes into account the premium that would have been payable if you had disclosed all relevant matters to MLC.

**Your Duty of Disclosure continues until the contract of life insurance has been accepted by MLC and a policy is issued. It also applies if the contract is extended, varied or reinstated.**

## Disclosure – MLC Transfer Applications

If you apply to transfer your insurance from your existing MLC policy to a new MLC policy without increasing your benefits, our assessment of your application will rely on the information you provided to us for your existing MLC policy.

# For completion by the Financial Adviser

## Section 1 Cover details

Please tick which product you are applying for:

Policy 1:  MLC Insurance (Super)  MLC Insurance

Policy 2:  MLC Insurance

Policy 3:  MLC Insurance

**Please note:** select MLC Insurance if you are applying for insurance using your MLC wrap platforms account.

- New application  Replace existing MLC policies  
 Adding insurance to an existing MLC Insurance or MLC Insurance (Super) policy

Existing policy number(s) to be replaced

|  |  |  |  |
|--|--|--|--|
|  |  |  |  |
|--|--|--|--|

Please tick this box to confirm that a copy of the Premium Illustration (quote) from MLC has been attached to this Application form.  
**It forms part of the Application form and your application cannot be assessed without it.**

### Policy 1 Purpose of cover

- |  |  |
|--|--|
| <input type="checkbox"/> <b>Personal Protection needs:</b><br><input type="checkbox"/> Individual/Family Protection<br><input type="checkbox"/> Estate Protection<br>(Estate equalisation, Estate debts) | <input type="checkbox"/> <b>Business Protection needs:</b><br><input type="checkbox"/> Asset (Debt) Protection<br><input type="checkbox"/> Revenue Protection<br><input type="checkbox"/> Business Expenses<br><input type="checkbox"/> Ownership Protection—Has a Succession Agreement (Buy/Sell Agreement) been entered into or is one being legally drafted? <input type="checkbox"/> Yes <input type="checkbox"/> No |
|--|--|

### Policy 2 Purpose of cover

- |  |  |
|--|--|
| <input type="checkbox"/> <b>Personal Protection needs:</b><br><input type="checkbox"/> Individual/Family Protection<br><input type="checkbox"/> Estate Protection<br>(Estate equalisation, Estate debts) | <input type="checkbox"/> <b>Business Protection needs:</b><br><input type="checkbox"/> Asset (Debt) Protection<br><input type="checkbox"/> Revenue Protection<br><input type="checkbox"/> Business Expenses<br><input type="checkbox"/> Ownership Protection—Has a Succession Agreement (Buy/Sell Agreement) been entered into or is one being legally drafted? <input type="checkbox"/> Yes <input type="checkbox"/> No |
|--|--|

### Policy 3 Purpose of cover

- |  |  |
|--|--|
| <input type="checkbox"/> <b>Personal Protection needs:</b><br><input type="checkbox"/> Individual/Family Protection<br><input type="checkbox"/> Estate Protection<br>(Estate equalisation, Estate debts) | <input type="checkbox"/> <b>Business Protection needs:</b><br><input type="checkbox"/> Asset (Debt) Protection<br><input type="checkbox"/> Revenue Protection<br><input type="checkbox"/> Business Expenses<br><input type="checkbox"/> Ownership Protection—Has a Succession Agreement (Buy/Sell Agreement) been entered into or is one being legally drafted? <input type="checkbox"/> Yes <input type="checkbox"/> No |
|--|--|

### Business partnership (if application is for Business Protection needs)

Is more than one business partner applying for a policy at the same time as this application?

Yes  Please complete the details below:

Company

Partnership/Trust name

| Business partner name | Date of birth (DD/MM/YYYY) | Application or policy number (if known) |
|-----------------------|----------------------------|---|
| 1                     |                            |   |
| 2                     |                            |   |
| 3                     |                            |   |

If there are more than three partners, please attach a photocopy of this page with additional information.

No  Go to Section 2

# For completion by the Life to be Insured

## Section 2 Life to be Insured details

Mr  Mrs  Miss  Ms  Dr Other:

First name

Middle name

Surname

Maiden name (if applicable)

Gender

Male  Female

Date of birth (DD/MM/YYYY)

### Residential address

Your residential address cannot be a Post Office (PO) Box

Unit number

Street number

Street name

Suburb

Postcode

State

Country

### Postal address

Same as residential address

Complete postal address **only** if the Life to be Insured is also the Policy Owner of this application and the postal address is different from the residential address

Unit number

Street number

PO Box

Street name

Suburb

Postcode

State

Country

### Contact details

Home telephone

Mobile phone number

Business telephone

Email

NAB customer number (NAB Adviser use only)



# For completion by the Policy Owner

## Section 3 Policy Owner details

If you wish to apply for two or more policies please complete details for Policy 1, Policy 2 and Policy 3 as required.

### Owner details for Policy 1

#### Is this Policy 1 application for:

- MLC Insurance (Super)  Cover is issued to MLC Nominees Pty Limited and held in The Universal Super Scheme. If you are only applying for this policy, please go to Section 4, otherwise go to Policy 2.
- MLC Insurance  Cover can be owned by individual(s), a business partnership, company, trust or self-managed super fund, or by using a MLC wrap platforms superannuation account. Please complete details under 'Who is to own this policy?' Note that if you are applying for Income Protection insurance, the Life to be Insured must be the sole Policy Owner – unless the Policy Owner is a business of which the Life to be Insured owns at least 25%.

#### Who will own this policy? (MLC Insurance only)

- Life to be Insured.** You don't have to complete Policy Owner details. If you are only applying for this policy, please go to Section 4, otherwise go to Policy 2.
- Individual(s) other than the Life to be Insured.** Please complete the 'Individual details' in Policy Owner 1A and Policy Owner 1B (if applicable) sections. If more than two individuals are to own this policy, please provide additional details on a separate sheet and sign and date it.
- Business partnership.** Please provide the 'Business Partnership/Trust name' under Policy Owner 1A. Please also provide details of all persons that comprise the partnership in the 'Individual details' in Policy Owner 1A and Policy Owner 1B sections. If more than two partners are to own this policy, please complete additional details on a separate sheet and sign and date it. If the partnership is a company, please also complete 'Company/Trust Company name'.
- Trust.** Please complete the 'Business Partnership/Trust name' under Policy Owner 1A and also complete the 'Individual details' section for all relevant parties in Policy Owner 1A and Policy Owner 1B (if applicable) sections. If more than two individuals are to own this policy, please complete additional details on a separate sheet and sign and date it.
- Company (including a Trust Company).** Only one corporate entity can own this policy. Please complete the 'Company/Trust Company name' and also complete the 'Individual details' section for all relevant parties in Policy Owner 1A and Policy Owner 1B (if applicable) sections.
- Self-managed super fund (SMSF) including MLC wrap platforms self-managed super accounts.** Please complete the 'SMSF name' under Policy Owner 1A. If the trustee of the SMSF is a company please also complete 'Company/Trust Company name' in Policy Owner 1A. If the SMSF has individual trustees please complete the 'Individual details' for all trustees in Policy Owner 1A and Policy Owner 1B sections. If there are more than two individual trustees, please provide additional details on a separate sheet and sign and date it.
- MLC wrap platforms superannuation account.** This policy will be owned by NULIS Nominees (Australia) Limited. If you are only applying for this policy, please go to Section 4, otherwise go to Policy 2.

#### Policy Owner 1A

##### Company/Trust/SMSF details

Please also ensure details of the Director and Company Secretary, all individual Trustees or all Partners are provided in the 'Individual details' section below.

Business Partnership/Trust name

Company/Trust Company name

SMSF name

## Section 3 Policy Owner details (continued)

### Individual details (including Individual Trustees, Partners, Directors or Company Secretaries)

Mr  Mrs  Miss  Ms  Dr  Other:

#### Individual / Partner / Director or Secretary / Individual Trustee

First name

Middle name

Surname

Maiden name (if applicable)

Date of birth (DD/MM/YYYY)

NAB customer number (NAB Adviser use only)

### Policy Owner 1A postal address

Please note: this is the address we will send all policy information to.

Unit number

Street number

PO Box

Street name

Suburb

Postcode

State

Country

### Contact details

Home telephone

Mobile phone number

Business telephone

Email

### Policy Owner 1B (Second Individual/Partner/Director or Secretary/Individual Trustee)

Mr  Mrs  Miss  Ms  Dr  Other:

#### Individual / Partner / Director or Secretary / Individual Trustee

First name

Middle name

Surname

Maiden name (if applicable)

Date of birth (DD/MM/YYYY)

NAB customer number (NAB Adviser use only)

### Policy Owner 1B postal address

Unit number

Street number

PO Box

Street name

Suburb

Postcode

State

Country

### Contact details

Home telephone

Mobile phone number

Business telephone

Email

## Section 3 Policy Owner details (continued)

### Owner details for Policy 2

Only complete this section if you are applying for two policies.

#### Is this Policy 2 application for:

MLC Insurance  Cover can be owned by individual(s), a business partnership, company, trust or self-managed super fund. Please complete details under 'Who is to own this policy?' Note that if you are applying for Income Protection insurance, the Life to be Insured must be the sole Policy Owner—unless the Policy Owner is a business of which the Life to be Insured owns at least 25%.

#### Who will own this policy? (MLC Insurance only)

- Life to be Insured.** You don't have to complete Policy Owner details. Please go to Section 4.
- Individual(s) other than the Life to be Insured.** Please complete the 'Individual details' in Policy Owner 2A and Policy Owner 2B (if applicable) sections. If more than two individuals are to own this policy, please provide additional details on a separate sheet and sign and date it.
- Business partnership.** Please provide the 'Business Partnership/Trust name' under Policy Owner 2A. Please also provide details of all persons that comprise the partnership in the 'Individual details' in Policy Owner 2A and Policy Owner 2B sections. If more than two partners are to own this policy, please complete additional details on a separate sheet and sign and date it. If the partnership is a company, please also complete 'Company/Trust Company name'.
- Trust.** Please complete the 'Business Partnership/Trust name' under Policy Owner 2A and also complete the 'Individual details' section for all relevant parties in Policy Owner 2A and Policy Owner 2B (if applicable) sections. If more than two individuals are to own this policy, please complete additional details on a separate sheet and sign and date it.
- Company (including a Trust Company).** Only one corporate entity can own this policy. Please complete the 'Company/Trust Company name' and also complete the 'Individual details' section for all relevant parties in Policy Owner 2A and Policy Owner 2B (if applicable) sections.
- Self-managed super fund (SMSF).** Please complete the 'SMSF name' under Policy Owner 2A. If the trustee of the SMSF is a company please also complete 'Company/Trust Company name' in Policy Owner 2A. If the SMSF has individual trustees please complete the 'Individual details' for all trustees in Policy Owner 2A and Policy Owner 2B sections. If there are more than two individuals trustees, please provide additional details on a separate sheet and sign and date it.

#### Policy Owner 2A

Is this the same Policy Owner as 1A  or 1B ? If yes, you do not need to complete Policy Owner details

#### Company/Trust/SMSF details

Please also ensure details of the Director and Company Secretary, all individual Trustees or all Partners are provided in the 'Individual details' section below.

Business Partnership/Trust name

Company/Trust Company name

SMSF name

#### Individual details (including Individual Trustees, Directors or Company Secretaries)

Mr  Mrs  Miss  Ms  Dr  Other:

#### Individual / Partner / Director or Secretary / Individual Trustee

First name

Middle name

Surname

Maiden name (if applicable)

Date of birth (DD/MM/YYYY)

NAB customer number (NAB Adviser use only)

## Section 3 Policy Owner details (continued)

### Policy Owner 2A postal address

|                      |                      |                      |                      |
|----------------------|----------------------|----------------------|----------------------|
| Unit number          | Street number        | PO Box               | Street name          |
| <input type="text"/> | <input type="text"/> | <input type="text"/> | <input type="text"/> |
| Suburb               | Postcode             | State                | Country              |
| <input type="text"/> | <input type="text"/> | <input type="text"/> | <input type="text"/> |

### Contact details

|                      |                      |                      |
|----------------------|----------------------|----------------------|
| Home telephone       | Mobile phone number  | Business telephone   |
| <input type="text"/> | <input type="text"/> | <input type="text"/> |
| Email                |                      |                      |
| <input type="text"/> |                      |                      |

### Policy Owner 2B (Second Individual/Partner/Director or Secretary/Individual Trustee)

Is this the same Policy Owner as 1A  or 1B ? If yes, you do not need to complete Policy Owner details.

Mr  Mrs  Miss  Ms  Dr  Other:

### Individual / Partner / Director or Secretary / Individual Trustee

|                            |  |
|----------------------------|--|
| First name                 | Middle name                                |
| <input type="text"/>       | <input type="text"/>                       |
| Surname                    | Maiden name (if applicable)                |
| <input type="text"/>       | <input type="text"/>                       |
| Date of birth (DD/MM/YYYY) | NAB customer number (NAB Adviser use only) |
| <input type="text"/>       | <input type="text"/>                       |

### Policy Owner 2B postal address

|                      |                      |                      |                      |
|----------------------|----------------------|----------------------|----------------------|
| Unit number          | Street number        | PO Box               | Street name          |
| <input type="text"/> | <input type="text"/> | <input type="text"/> | <input type="text"/> |
| Suburb               | Postcode             | State                | Country              |
| <input type="text"/> | <input type="text"/> | <input type="text"/> | <input type="text"/> |

### Contact details

|                      |                      |                      |
|----------------------|----------------------|----------------------|
| Home telephone       | Mobile phone number  | Business telephone   |
| <input type="text"/> | <input type="text"/> | <input type="text"/> |
| Email                |                      |                      |
| <input type="text"/> |                      |                      |

## Section 3 Policy Owner details (continued)

### Owner details for Policy 3

Only complete this section if you are applying for three policies.

#### Is this Policy 3 application for:

MLC Insurance  Cover can be owned by individual(s), a business partnership, company, trust or self-managed super fund. Please complete details under 'Who is to own this policy?' Note that if you are applying for Income Protection insurance, the Life to be Insured must be the sole Policy Owner—unless the Policy Owner is a business of which the Life to be Insured owns at least 25%.

#### Who will own this policy (MLC Insurance only)?

- Life to be Insured.** You don't have to complete Policy Owner details. Please go to Section 4.
- Individual(s) other than the Life to be Insured.** Please complete the 'Individual details' in Policy Owner 3A and Policy Owner 3B (if applicable) sections. If more than two individuals are to own this policy, please provide additional details on a separate sheet and sign and date it.
- Business partnership.** Please provide the 'Business Partnership/Trust name' under Policy Owner 3A. Please also provide details of all persons that comprise the partnership in the 'Individual details' in Policy Owner 3A and Policy Owner 3B sections. If more than two partners are to own this policy, please complete additional details on a separate sheet and sign and date it. If the partnership is a company, please also complete 'Company/Trust Company name'.
- Trust.** Please complete the 'Business Partnership/Trust name' under Policy Owner 3A and also complete the 'Individual details' section for all relevant parties in Policy Owner 3A and Policy Owner 3B (if applicable) sections. If more than two individuals are to own this policy, please complete additional details on a separate sheet and sign and date it.
- Company (including a Trust Company).** Only one corporate entity can own this policy. Please complete the 'Company/Trust Company name' and also complete the 'Individual details' section for all relevant parties in Policy Owner 3A and Policy Owner 3B (if applicable) sections.
- Self-managed super fund (SMSF).** Please complete the 'SMSF name' under Policy Owner 3A. If the trustee of the SMSF is a company please also complete 'Company/Trust Company name' in Policy Owner 3A. If the SMSF has individual trustees please complete the 'Individual details' for all trustees in Policy Owner 3A and Policy Owner 3B sections. If there are more than two individual trustees, please provide additional details on a separate sheet and sign and date it.

#### Policy Owner 3A

Is this the same Policy Owner as 1A , 1B , 2A  or 2B ? If yes, you do not need to complete Policy Owner details.

#### Company/Trust/SMSF details

Please also ensure details of the Director and Company Secretary, all individual Trustees or all Partners are provided in the 'Individual details' section below.

Business Partnership/Trust name

Company/Trust Company name

SMSF name

#### Individual details (including Individual Trustees, Directors or Company Secretaries)

Mr  Mrs  Miss  Ms  Dr  Other:

#### Individual / Partner / Director or Secretary / Individual Trustee

First name

Middle name

Surname

Maiden name (if applicable)

Date of birth (DD/MM/YYYY)

NAB customer number (NAB Adviser use only)

## Section 3 Policy Owner details (continued)

### Policy Owner 3A postal address

|                      |                      |                      |                      |
|----------------------|----------------------|----------------------|----------------------|
| Unit number          | Street number        | PO Box               | Street name          |
| <input type="text"/> | <input type="text"/> | <input type="text"/> | <input type="text"/> |
| Suburb               | Postcode             | State                | Country              |
| <input type="text"/> | <input type="text"/> | <input type="text"/> | <input type="text"/> |

### Contact details

|                      |                      |                      |
|----------------------|----------------------|----------------------|
| Home telephone       | Mobile phone number  | Business telephone   |
| <input type="text"/> | <input type="text"/> | <input type="text"/> |
| Email                |                      |                      |
| <input type="text"/> |                      |                      |

### Policy Owner 3B (Second Individual/Partner/Director or Secretary/Individual Trustee)

Is this the same Policy Owner as 1A , 1B , 2A  or 2B ? If yes, you do not need to complete Policy Owner details.

Mr  Mrs  Miss  Ms  Dr  Other:

### Individual / Partner / Director or Secretary / Individual Trustee

|                            |  |
|----------------------------|--|
| First name                 | Middle name                                |
| <input type="text"/>       | <input type="text"/>                       |
| Surname                    | Maiden name (if applicable)                |
| <input type="text"/>       | <input type="text"/>                       |
| Date of birth (DD/MM/YYYY) | NAB customer number (NAB Adviser use only) |
| <input type="text"/>       | <input type="text"/>                       |

### Policy Owner 3B postal address

|                      |                      |                      |                      |
|----------------------|----------------------|----------------------|----------------------|
| Unit number          | Street number        | PO Box               | Street name          |
| <input type="text"/> | <input type="text"/> | <input type="text"/> | <input type="text"/> |
| Suburb               | Postcode             | State                | Country              |
| <input type="text"/> | <input type="text"/> | <input type="text"/> | <input type="text"/> |

### Contact details

|                      |                      |                      |
|----------------------|----------------------|----------------------|
| Home telephone       | Mobile phone number  | Business telephone   |
| <input type="text"/> | <input type="text"/> | <input type="text"/> |
| Email                |                      |                      |
| <input type="text"/> |                      |                      |

## Section 4 Payment Authorities

If the person paying the premium is not the Life to be Insured or the Policy Owner, please complete the following details.

Please note: you do not need to complete this section for policies where the premium is being paid by regular deduction from an eligible MLC super or MLC pension account.

### If the payer is an Individual:

Name

Address

|  |       |  |          |  |
|--|-------|--|----------|--|
|  | State |  | Postcode |  |
|--|-------|--|----------|--|

Date of birth (DD/MM/YYYY)

|  |  |  |  |
|--|--|--|--|
|  |  |  |  |
|--|--|--|--|

### If the payer is a Company:

Note: if we already have your Company details, please only complete 'Name of Authorised Person'.

Company name

Company address

|  |       |  |          |  |
|--|-------|--|----------|--|
|  | State |  | Postcode |  |
|--|-------|--|----------|--|

ABN

|  |  |  |  |
|--|--|--|--|
|  |  |  |  |
|--|--|--|--|

Name of Authorised Person

### How do you wish to pay?

| Payment Method                             | Complete section | Policy 1 | Policy 2 | Policy 3 |
|--|------------------|----------|----------|----------|
| Direct debit request/Credit card deduction | 4A               |          |          |          |
| Payment by cheque                          | 4B               |          |          |          |
| MLC super or MLC pension account deduction | 4C               |          |          |          |
| MLC wrap platforms account deduction       | 4D               |          |          |          |

Please note: If we do not receive your payment (Direct debit request, Credit card deduction, cheque, MLC super or MLC pension account deduction or MLC wrap platforms account deduction), Interim Accident Insurance cannot commence.

If you wish to use the same payment method but with a different account for the second or third policies, please attach a photocopy of this section with the additional details and specify which policy this applies to.

## Section 4 Payment Authorities (continued)

### 4A Direct Debit Request / Credit Card Deduction

Only complete this section if you want to pay your premiums by automatic deduction from your nominated Financial Institution account or credit card.

#### Direct Debit Request details

I/We,

Surname (or company/business name)

Given name(s) (or ABN)

Surname

Given name(s)

request MLC Limited (ABN 90 000 000 402) (AFSL 230694) (user ID No. 000110) to draw money from my/our account conducted with:

Name of Financial Institution

Name of account to be debited

Address of Financial Institution

Postcode

State

BSB number

Account number

Note: Direct debiting is not available on the full range of Financial Institution accounts. If in doubt, please refer to your Financial Institution before completing this Request.

#### Is this Direct Debit Request for?

both the **initial and ongoing premiums**

**ongoing premiums** only—please ensure you have completed payment details for the initial premium

#### How frequently will premiums be paid?

Monthly  Half-yearly  Yearly

#### Preferred draw date of the month

4th  11th  18th  25th

#### Credit Card Deduction details

I (Name as it appears on the card)

authorise MLC to charge my

 Mastercard Visa

Card number

Card expiry date (MM/YY)

or any replacement/substituted card, for the premiums due on the policy.

#### Is this Credit Card Deduction for?

the **initial premium** only—please ensure you have completed payment details for the ongoing premium

both the **initial and ongoing premiums**

**ongoing premiums** only—please ensure you have completed payment details for the initial premium

#### How frequently will premiums be paid?

Monthly  Half-yearly  Yearly

#### Preferred draw date of the month

4th  11th  18th  25th

#### To be completed for all Direct Debit Requests / Credit Card deductions

I/We acknowledge that this Direct Debit Request is governed by the terms of the Direct Debit Request Service Agreement in Section 23 of this form and the terms and conditions of the policy to which this application relates. I have read and agree to the terms and conditions.

Signature(s) of Financial Institution account holder(s) or cardholder

Date (DD/MM/YYYY)

Date (DD/MM/YYYY)



## Section 4 Payment Authorities (continued)

### 4B Payment by cheque

Only complete this section if you want to pay your premiums direct to MLC

How frequently will premiums be paid?  Half-yearly  Yearly

MLC will send you notices for premiums prior to the due date.

### 4C MLC super or MLC pension account deduction

Only complete this section if you want to pay your premiums by a regular deduction from an eligible MLC super or MLC pension account. Please refer to [mlc.com.au/mlci](http://mlc.com.au/mlci) for a list of eligible MLC accounts.

#### Important Information

- The member must be the same for both the account with an eligible MLC super or MLC pension account and the MLC Insurance (Super) policy.
- Only one deduction may operate on any account with an eligible MLC super or MLC pension account.
- It is the obligation of the member to ensure there are sufficient funds to operate the MLC super or MLC pension account and pay for the MLC Insurance (Super) premium. To allow completion of the MLC Insurance (Super) policy, MLC requires the MLC super or MLC pension account to have a minimum of 3 months premium for a monthly paid policy or the full balance of the premium for the policies paid half-yearly and yearly. If the balance of the MLC super or MLC pension account does not meet these criteria, another payment method should be selected.

Please note: All approved pending rollover transactions will need to be received by MLC within 2 months of the policy commencement date, otherwise the policy will lapse.

#### Instalment deduction

- The date that deductions will commence from your account with an eligible MLC super or MLC pension account will depend on when we receive this form.
- Instalments will be deducted on:
  - the same date each month for **monthly** payments
  - the half-yearly and annual billing anniversary date for **half-yearly** payments
  - the annual billing anniversary date for **yearly** payments.

#### How frequently will premiums be paid?

Monthly  Half-yearly  Yearly

#### Declaration

Until further notice in writing, I authorise MLC / the Trustee, to deduct my MLC Insurance (Super) premiums from my:

- new eligible MLC super account;
- new eligible MLC pension account; or
- existing eligible MLC super or MLC pension account:

I understand and acknowledge that:

- MLC / the Trustee may vary the amount and frequency of future deductions by prior arrangement and advice to me; and
- MLC / the Trustee may, in its absolute discretion and at any time by notice in writing to me, terminate this request as to future deductions.

#### Life to be Insured's signature

|  |                   |
|--|-------------------|
|  | Date (DD/MM/YYYY) |
|--|-------------------|

### 4D MLC wrap platforms account deduction

Only complete this section if you want to pay your premiums by a regular deduction from your eligible MLC wrap platforms account. Please refer to [mlc.com.au/mlci](http://mlc.com.au/mlci) for a list of eligible MLC accounts.

I/We,

|  |  |
|--|--|
| Surname (or company/business name)       | Given name(s) (or ABN)                   |
| <input style="width: 95%;" type="text"/> | <input style="width: 95%;" type="text"/> |

|  |  |
|--|--|
| Surname                                  | Given name(s)                            |
| <input style="width: 95%;" type="text"/> | <input style="width: 95%;" type="text"/> |

request Navigator Australia Limited until further notice to debit my/our investment account any amounts which MLC (ABN 90 000 000 402) (AFSL 230694) may charge me/us

|  |  |
|--|--|
| Name of account                          | Account number                           |
| <input style="width: 95%;" type="text"/> | <input style="width: 95%;" type="text"/> |

## Section 4 Payment Authorities (continued)

How frequently will premiums be paid?

Monthly  Half-yearly  Yearly

Preferred draw date of the month

4th  11th  18th  25th

I understand and acknowledge that:

- MLC may, by prior arrangement or advice to me, vary the amount and frequency of future deductions; and
- MLC may, in its absolute discretion and at any time by notice in writing to me, terminate this request as to future deductions.

Signature(s) of the account holder(s)

|   |                      |
|---|----------------------|
|  | Date (DD/MM/YYYY)    |
|   | <input type="text"/> |

|  |                      |
|--|----------------------|
|  | Date (DD/MM/YYYY)    |
|  | <input type="text"/> |

## Section 5 MLC Insurance (Super)

Only complete this section if the application is for MLC Insurance (Super).

### Contributions

Please specify what type of contributions will be made by you or on your behalf. Please tick one box only.

Employer (including salary sacrifice)  Personal  Spouse

If you do not tick a box your contributions will be recorded as 'Personal'.

### Tax File Number (TFN) details

Please provide your TFN:

When collecting your TFN we are required to tell you:

- MLC and the Trustee are authorised to collect your TFN under the Superannuation Industry (Supervision) Act 1993
- It isn't an offence to decline to notify MLC and the Trustee of your TFN
- If you don't notify MLC and the Trustee of your TFN, they may not be able to (now or in the future) locate, amalgamate and identify your benefits in order to pay you
- MLC and the Trustee are allowed to use your TFN for lawful purposes, in particular if paying out monies, identifying and amalgamating super benefits for surcharge purposes and for other approved purposes, and
- Your TFN will be disclosed to the Commissioner of Taxation. Your TFN will also be passed on to another super provider if your benefits are being transferred, unless you inform MLC and the Trustee in writing not to pass on your TFN. Your TFN won't otherwise be disclosed to any other person.

## Section 6 Beneficiary Information

Please note: Beneficiary nominations apply to your death benefit only.

### Are you applying for?

MLC Insurance through a MLC wrap platforms superannuation account

- You cannot make a nomination for this insurance. The benefits of this insurance will be paid to the trustee of the superannuation fund. You will need to contact the administrator of your superannuation fund who will provide details of the forms to be completed if you wish to make a nomination of the proceeds from your superannuation fund.
- Please go to Section 7.

MLC Insurance

**Please note:** This includes MLC Insurance through a MLC wrap platforms investment account (not owned by an SMSF).

- If you wish to make a beneficiary nomination please complete Section 6A.
- If you do not wish to make a beneficiary nomination, the death benefit will be paid to the Policy Owner(s) for MLC Insurance and you can go to Section 7.

MLC Insurance (Super)

- Please complete Section 6B.

Both MLC Insurance and MLC Insurance (Super)

- Please complete Section 6A if you wish to make a beneficiary nomination for your MLC Insurance policy. If you do not wish to make a beneficiary nomination, the death benefit will be paid to the Policy Owner(s) for MLC Insurance.
- Please complete Section 6B to make a nomination for your MLC Insurance (Super) policy.

## Section 6 Beneficiary Information (continued)

### 6A Nomination of a Beneficiary – MLC Insurance – must be nominated by the Policy Owner

Note: For MLC Insurance, nominations cannot be made by trustees of a trust or a self-managed super fund.

#### Beneficiary nomination for MLC Insurance

Complete this section to nominate who you wish the death benefit to be paid to. Leave this section blank if you wish the death benefit to be paid to the Policy Owner(s).

Please nominate your preferred beneficiary(ies) and the portion you would like each to receive. You may nominate up to six beneficiaries, including your legal personal representative (Estate of the Life to be Insured).

| Name and address of beneficiary  |  | Date of birth | Relationship to you | Portion of total benefit* |
|--|--|---------------|---------------------|---------------------------|
| 1  |  |               |                     | %                         |
| 2  |  |               |                     | %                         |
| 3  |  |               |                     | %                         |
| 4  |  |               |                     | %                         |
| 5  |  |               |                     | %                         |
| 6  |  |               |                     | %                         |
| 7  | Legal personal representative (Estate of the Life to be Insured) |               |                     | %                         |
| * The sum of your nominations must equal 100%. You can nominate a percentage up to two decimal places. |  |               |                     | <b>Total: 100%</b>        |

If you are applying for additional MLC Insurance policy(ies) and you wish to also nominate a beneficiary(ies) for the policy(ies), please attach a photocopy of the above table specifying details of the beneficiary(ies) you wish to nominate.

### 6B Nomination of Beneficiary Form – MLC Insurance (Super) – must be nominated by the Life to be Insured

#### Non-binding death benefit nomination for MLC Insurance (Super)

Tick this box and complete the table below if you wish to indicate to the Trustee your preferred beneficiary(ies) of your death benefit. It is the Trustee's ultimate decision who the benefits will be paid to and in what portions. Your nomination will be taken into account by the Trustee. The Trustee will ultimately be restricted to paying the death benefits to your dependants and/or your legal personal representative (estate). It is important that you read the beneficiaries section of the PDS about making nominations before completing this section.

#### Non-lapsing binding death benefit nomination for MLC Insurance (Super)

Tick this box and complete the table below if you wish to indicate to the Trustee who your death benefit MUST be paid to. Your nominated beneficiary(ies) must be a dependant(s) or your legal personal representative (estate). The Trustee will pay the benefits to your nominated beneficiaries and in the portions indicated, providing that you satisfy the requirements in making this nomination, and at the date of death the beneficiaries are your dependants or legal personal representative (estate). It is important that you read the beneficiaries section of the PDS about making nominations before completing this section. Your signature is required and must be witnessed by two adult persons.

## Section 6 Beneficiary Information (continued)

Complete this table for all beneficiary nominations for MLC Insurance (Super).

Please nominate your beneficiary(ies) and the portion you would like each to receive. You may nominate up to 6 beneficiaries, including your legal personal representative (Estate of the Life to be Insured). If seeking a non-lapsing binding death benefit nomination, your nomination must also be witnessed, signed and dated by two adult witnesses (page 16).

| Name and address of beneficiary  |  | Date of birth | Relationship to you  | Portion of total benefit* |
|--|--|---------------|--|---------------------------|
| 1  |  |               | <input type="checkbox"/> Spouse <input type="checkbox"/> Child <input type="checkbox"/> Financial dependant<br><input type="checkbox"/> Interdependency relationship <input type="checkbox"/> Other dependant <sup>1</sup> | %                         |
|  |  |               |  |                           |
| 2  |  |               | <input type="checkbox"/> Spouse <input type="checkbox"/> Child <input type="checkbox"/> Financial dependant<br><input type="checkbox"/> Interdependency relationship <input type="checkbox"/> Other dependant <sup>1</sup> | %                         |
|  |  |               |  |                           |
| 3  |  |               | <input type="checkbox"/> Spouse <input type="checkbox"/> Child <input type="checkbox"/> Financial dependant<br><input type="checkbox"/> Interdependency relationship <input type="checkbox"/> Other dependant <sup>1</sup> | %                         |
|  |  |               |  |                           |
| 4  |  |               | <input type="checkbox"/> Spouse <input type="checkbox"/> Child <input type="checkbox"/> Financial dependant<br><input type="checkbox"/> Interdependency relationship <input type="checkbox"/> Other dependant <sup>1</sup> | %                         |
|  |  |               |  |                           |
| 5  |  |               | <input type="checkbox"/> Spouse <input type="checkbox"/> Child <input type="checkbox"/> Financial dependant<br><input type="checkbox"/> Interdependency relationship <input type="checkbox"/> Other dependant <sup>1</sup> | %                         |
|  |  |               |  |                           |
| 6  |  |               | <input type="checkbox"/> Spouse <input type="checkbox"/> Child <input type="checkbox"/> Financial dependant<br><input type="checkbox"/> Interdependency relationship <input type="checkbox"/> Other dependant <sup>1</sup> | %                         |
|  |  |               |  |                           |
| 7  | Legal personal representative (Estate of the Life to be Insured) |               |  | %                         |
| * The sum of your nominations must equal 100%. You can nominate a percentage up to two decimal places. |  |               |  | <b>Total: 100%</b>        |

<sup>1</sup> Please note: For non-lapsing binding nominations, the selection of 'Other dependant' is not valid. If you do select a binding nomination and tick 'Other dependant', your nomination will not be valid.

## Section 6 Beneficiary Information (continued)

### Application agreement and declaration

(Only required when making a non-lapsing binding beneficiary nomination for MLC Insurance (Super)).

I request that the Trustee accept my beneficiary nomination for my MLC Insurance (Super) policy.

I have read and understand the information provided in the PDS on beneficiary nominations.

I understand I should review my nomination regularly as my circumstances change (eg marriage, marriage breakdown, birth of a child, or my benefit being affected by a payment split) to ensure my nomination is always up to date.

### Signature of Life to be Insured

|   |   |  |  |  |  |  |  |  |  |  |  |
|---|---|--|--|--|--|--|--|--|--|--|--|
|  | Date (DD/MM/YYYY)<br><table border="1" style="width: 100%;"><tr><td style="width: 10%;"> </td><td style="width: 10%;"> </td><td style="width: 10%;"> </td><td style="width: 10%;"> </td><td style="width: 10%;"> </td><td style="width: 10%;"> </td><td style="width: 10%;"> </td><td style="width: 10%;"> </td><td style="width: 10%;"> </td><td style="width: 10%;"> </td></tr></table> |  |  |  |  |  |  |  |  |  |  |
|   |   |  |  |  |  |  |  |  |  |  |  |

### Witness declaration

Only required when making a non-lapsing binding death benefit nomination for MLC Insurance (Super). Must be signed and dated by two adult witnesses.

I declare that:

- I am over 18 years of age;
- I am not already a nominated beneficiary of the Life to be Insured and I am not one of the beneficiaries named above; and
- This form was signed and dated by the Life to be Insured in my presence.

#### Witness 1

First name

Middle name(s)

Surname

Signature of witness

|   |   |  |  |  |  |  |  |  |  |  |  |
|---|---|--|--|--|--|--|--|--|--|--|--|
|  | Date (DD/MM/YYYY)<br><table border="1" style="width: 100%;"><tr><td style="width: 10%;"> </td><td style="width: 10%;"> </td><td style="width: 10%;"> </td><td style="width: 10%;"> </td><td style="width: 10%;"> </td><td style="width: 10%;"> </td><td style="width: 10%;"> </td><td style="width: 10%;"> </td><td style="width: 10%;"> </td><td style="width: 10%;"> </td></tr></table> |  |  |  |  |  |  |  |  |  |  |
|   |   |  |  |  |  |  |  |  |  |  |  |

#### Witness 2

First name

Middle name(s)

Surname

Signature of witness

|  |   |  |  |  |  |  |  |  |  |  |  |
|--|---|--|--|--|--|--|--|--|--|--|--|
|  | Date (DD/MM/YYYY)<br><table border="1" style="width: 100%;"><tr><td style="width: 10%;"> </td><td style="width: 10%;"> </td><td style="width: 10%;"> </td><td style="width: 10%;"> </td><td style="width: 10%;"> </td><td style="width: 10%;"> </td><td style="width: 10%;"> </td><td style="width: 10%;"> </td><td style="width: 10%;"> </td><td style="width: 10%;"> </td></tr></table> |  |  |  |  |  |  |  |  |  |  |
|  |   |  |  |  |  |  |  |  |  |  |  |

# Personal Statement Information

Sections 7 to 19 must be completed by the Life to be Insured in all cases

## Section 7 Options in underwriting your case

### Fast tracking medical requirements

Lifescree Australia is part of the Sonic Healthcare group and MLC's preferred provider for insurance related tests. Lifescree provides a customer health evaluation service for MLC (and other insurers) that helps with fast and efficient processing of your application. This means that if you consent, Lifescree may contact you to arrange blood tests or other medical checks required for your insurance application. Lifescree is subject to MLC's privacy requirements to protect your confidentiality. Do you permit MLC to arrange this service?

Yes  No

### Fast tracking follow-up information

This facility enables faster collection of information over the phone, resulting in faster completion of your application.

I permit MLC to call me (the Life to be Insured) to clarify or gain further information regarding any matter relating to the assessment and processing of this application. I understand that the call may be recorded and will form part of my application and that the Duty of Disclosure applies.

Yes  I am contactable on  between the hours of  and  (8:30 am to 5:30 pm AEST/AEDT Monday to Friday)  
No

## Section 8 Residency and Travel

### Residency

#### 1 Are you a permanent resident of Australia?

Yes  Please go to question 3

No  Please complete the table below:

| How long have you lived in Australia? | Last country of residence | How long did you live there? | Visa type            | Visa expiry date (DD/MM/YYYY) |
|---------------------------------------|---------------------------|------------------------------|----------------------|-------------------------------|
| <input type="text"/>                  | <input type="text"/>      | <input type="text"/>         | <input type="text"/> | <input type="text"/>          |
| <input type="text"/>                  | <input type="text"/>      | <input type="text"/>         | <input type="text"/> | <input type="text"/>          |
| <input type="text"/>                  | <input type="text"/>      | <input type="text"/>         | <input type="text"/> | <input type="text"/>          |

#### 2 Have you applied for permanent residency?

Yes  Please provide details:

No  Reason for not applying:

### Travel

#### 3 Do you have any intention of travelling or residing outside Australia?

Yes  Please complete the table below:

| Date(s) of departure(s) | Duration of stay(s)  | Destination(s)       | Purpose of stay(s) (eg holiday, business, residing) |
|-------------------------|----------------------|----------------------|---|
| <input type="text"/>    | <input type="text"/> | <input type="text"/> | <input type="text"/>                                |
| <input type="text"/>    | <input type="text"/> | <input type="text"/> | <input type="text"/>                                |
| <input type="text"/>    | <input type="text"/> | <input type="text"/> | <input type="text"/>                                |

No

## Section 9 Occupation and Financial

### 4 What is your employment status?

- Self-employed  You directly own all or part of a business
- Employee  You do not directly own all or part of a business
- Homemaker, student, unemployed or retired  Go to Section 10

### 5 Please provide details of your primary occupation and any professional or trade qualifications you have.

|   |                      |
|---|----------------------|
| <b>a</b> Primary occupation                     | <b>b</b> Industry    |
| <input type="text"/>                            | <input type="text"/> |
| <b>c</b> Name of employer or trading name       |                      |
| <input type="text"/>                            |                      |
| <b>d</b> Street address of employer or business |                      |
| <input type="text"/>                            |                      |
| Postcode <input type="text"/>                   |                      |
| <b>e</b> Professional or trade qualifications   |                      |
| <input type="text"/>                            |                      |

### 6 Please provide full details of your occupational duties in the table below, including a percentage breakdown of the type of work performed:

| Type of work   | Percentage of time | Specific duties you perform |
|--|--------------------|-----------------------------|
| Sedentary/Administration                                 |                    |                             |
| Light manual work  |                    |                             |
| Heavy manual work  |                    |                             |
| Heights over 10 metres, any underground or offshore work |                    |                             |
| Use of explosives  |                    |                             |
| Other (please specify)                                   |                    |                             |
| Total  | 100%               |                             |

### 7 Are you applying for Total and Permanent Disability, Income Protection or Business Expenses insurance?

- Yes  Please go to question 8
- No  Please go to question 13

## Section 9 Occupation and Financial (continued)

### 8 Are you self-employed or do you own all or part of the business in which you are employed?

Yes  Please complete questions **a** to **e** below

**a** Have you been self-employed in your current business for more than 12 months? Yes  No

**b** On what basis do you operate your business? Sole Trader  Company  Partnership  Trust

**c** What percentage interest/shareholding do you have in the business?  %

**d** How many employees (other than yourself) do you have?

**e** Has your business had a net operating loss in either of the last two years? Yes  Please provide last two years' financial accounts for all entities  
No

No

### 9 Have you been working in your occupation, trade or profession for five or more continuous years?

Yes

No  Please provide details of all positions you have held over the last five years:

| From | To | Occupation | Employer name |
|------|----|------------|---------------|
|      |    |            |               |
|      |    |            |               |
|      |    |            |               |
|      |    |            |               |

### 10 Over the next 12 months, do you intend to:

- change your occupation or become self-employed?
- change your occupational duties or work hours?
- take extended leave?

Yes  Please provide details below

No

11 How many hours per week do you work in your primary occupation?  hours

12 Do you work at your home for more than 20% of your working hours?

Yes  How many hours per week do you work from home?  hours

No



## Section 9 Occupation and Financial (continued)

**13 What were your Earnings before tax for the last 12 months from your primary occupation?**  
Do not include investment income.

\$

### Earnings

If you are **self-employed** (you directly own all or part of a business or practice) Earnings means the income of the business or practice generated by your personal efforts after the deduction of your appropriate share of business or practice expenses in generating that income.

If you are an **employee** (you do not directly or indirectly own part or all of a business or practice), Earnings means the total remuneration paid by the employer to you including salary, commission, fees, regular bonuses, regular overtime, fringe benefits and regular superannuation contributions paid by the employer on your behalf.

**14 Will your Earnings continue at or beyond this level?**

Yes

No  Please provide details

## 15 Income Protection insurance only

Only complete this section if you are applying for Income Protection insurance. If you are **not** applying for Income Protection insurance, please go to question 16.

### 15a Earnings Declaration

I declare that my Earnings (as stated above) are:

- my Earnings before tax, after the deduction of business expenses, over the last 12 months;
- from my primary occupation only and do not include income from a second occupation; and
- within 15% of my Earnings for the 12 months immediately prior to the above period.

This declaration is true and correct  This declaration is **not** correct

### 15b Have you applied for Agreed Value Income Protection insurance?

Yes

No  Go to question 15d.

You can choose to provide evidence of Earnings now, as part of your application, or later. If the monthly benefit exceeds the following limits, you must provide evidence of Earnings before the policy is issued.

| Occupation class AAA, M, L, ACT: | Occupation class AA: | Occupation class: A, BBB, BB, B: | Occupation class SR: |
|----------------------------------|----------------------|----------------------------------|----------------------|
| \$15,000                         | \$12,500             | \$7,500                          | \$4,000              |

### 15c Do you intend to provide evidence of Earnings before the policy is issued?

Yes  I will provide evidence of Earnings before the policy is issued

No  I will provide evidence of Earnings after the policy is issued

I understand that in the event of a claim or at a time MLC reasonably determines is appropriate, I will be required to provide evidence satisfactory to MLC of my monthly Earnings for the 12 months prior to the Start Date for this insurance.

### 15d Is the proposed monthly benefit from all insurance sources greater than \$15,000?

Yes  Do you receive more than \$250,000 per year in investment or other unearned income? (ie income from sources other than through personal exertion in your occupation, such as investment income, after deducting expenses related to that income).

Yes  What is your unearned income? \$

No

No

## Section 9 Occupation and Financial (continued)

### 16 Business Expenses insurance only

Only complete this section if you are applying for Business Expenses insurance. If you are not applying for Business Expenses insurance, please go to question 17.

**16a** In the event of your disability, how long will your business continue to generate an income?

No more than 60 days

More than 60 days

What percentage of the business income would continue to be produced?  %

What would be your total share of the business expenses?

\$

(Refer list of eligible business expenses in the PDS)

**16b** Declaration of business expenses

I declare that the Business Expenses monthly benefit requested does not exceed my monthly share of Covered Expenses (please refer to the PDS for a list of expenses included and not included as Covered Expenses). I understand that Covered Expenses only include the reasonable and regular operating expenses of the business I own and manage, and can also include the net cost of a Locum.

This declaration is true and correct

**17** Do you have a second occupation?

Yes  Please provide details in questions a–g below

No

**a** Occupation

**b** Name of employer or trading name

**c** Duties

**d** Hours worked per week

**e** Amount of time in this occupation

 years months

**f** What were your Earnings before tax for the last 12 months from your second occupation?

\$  pa

**g** Has this income been included in the Earnings shown in Question 13 of this application?

Yes  No

**18** Do you intend to be, or have you or any business that you've been associated with ever been:

- bankrupt?
- in receivership or liquidation?
- under administration?

Or is your place of employment insolvent or under administration?

Yes  Please provide details:

No

## Section 10 Other Insurance(s)

**19** Have you ever made a claim or received benefits in regard to any illness, injury or condition?

Yes  Please provide details in the table below

No

| Benefit type | Benefit amount | Reason for claim | Time off work | Date finalised |
|--------------|----------------|------------------|---------------|----------------|
|              |                |                  |               |                |
|              |                |                  |               |                |
|              |                |                  |               |                |

**20** Are you covered by, or are you applying for, any other life, disability, critical illness, income protection, salary continuance or business expenses insurance with any company, including MLC (other than this application), including benefits under superannuation or insurance benefits provided by your employer?

Yes  Please provide details below

No

| Company | Benefit type | Date started | Benefit amount | Waiting/Benefit periods | Policy number | To be replaced   |
|---------|--------------|--------------|----------------|-------------------------|---------------|--|
|         |              |              | \$             |                         |               | Yes <input type="checkbox"/> No <input type="checkbox"/> |
|         |              |              | \$             |                         |               | Yes <input type="checkbox"/> No <input type="checkbox"/> |
|         |              |              | \$             |                         |               | Yes <input type="checkbox"/> No <input type="checkbox"/> |
|         |              |              | \$             |                         |               | Yes <input type="checkbox"/> No <input type="checkbox"/> |
|         |              |              | \$             |                         |               | Yes <input type="checkbox"/> No <input type="checkbox"/> |

## Section 11 Height and Weight details

**21** What is your height?

cm **or**   feet/inches

What is your weight?

kg **or**   stone/pounds

**22** Have you undergone surgery to reduce your weight in the last five years?

Yes  Please provide details, including date of surgery:

No

## Section 12 Habits and Lifestyle

**23** Have you smoked tobacco or any other substance or used any nicotine-containing product in the last 12 months?

Yes   Cigarettes/Cigars/Pipe  Gum/Patch  Other—Please provide details:

Quantity:   per day  per week  per month  per year

No

**24** Do you drink alcohol?

Yes  How much do you consume on average? Quantity:   per day  per week  per month  per year  
(Standard drink = 1 nip (30 ml) spirits, 100 ml wine, 10 oz / 285 ml beer)

No

## Section 12 Habits and Lifestyle (continued)

**25** Have you ever been advised by a health professional or attended a support group to reduce or cease your alcohol intake?

Yes  Please provide details:

No

**26** In the last five years, have you used (by mouth, inhalation or injection) any drug not prescribed for you by a doctor?

Yes  Please provide details:

No

**27** Have you ever received advice, counselling or treatment for drug dependence?

Yes  Please provide details:

No

## Section 13 Sports and Pastimes

**28** Do you now or do you intend to take part in any of the following activities?

Yes  Please tick all that apply and provide details below

No

Diving

Motor car, motor cycle or motor boat racing

Flying as a pilot or crew in an aircraft

Football (all codes)

Hang-gliding, paragliding, skydiving, pursuits involving heights

Other hazardous pursuits (eg body contact sports, mountain climbing, abseiling, downhill mountain biking)

If you ticked any of these boxes, please complete the **Pastimes Questionnaire** located in the Supplementary Underwriting Questionnaires

If you ticked any of these boxes, please give full details of each below

Activity

Location

Recreational  Professional  Competitive

Events/Hours per year:

Other details

Activity

Location

Recreational  Professional  Competitive

Events/Hours per year:

Other details

## Section 14 Family History

**29** Have any of your immediate blood relatives (parents, brothers or sisters) suffered from any of the following conditions?

Yes  Please tick all that apply and provide details in the following table  
 No

- |  |   |   |
|--|---|---|
| <input type="checkbox"/> Heart disease or stroke                                       | <input type="checkbox"/> Diabetes             | <input type="checkbox"/> Muscular dystrophy               |
| <input type="checkbox"/> Breast or ovarian cancer                                      | <input type="checkbox"/> Multiple Sclerosis   | <input type="checkbox"/> Polycystic Kidney Disease (PCKD) |
| <input type="checkbox"/> Melanoma  | <input type="checkbox"/> Parkinson's disease  | <input type="checkbox"/> Huntington's disease             |
| <input type="checkbox"/> Bowel cancer or Familial Polyposis (FAP)                      | <input type="checkbox"/> Rheumatoid arthritis | <input type="checkbox"/> Motor neurone disease            |
| <input type="checkbox"/> Any other cancer not otherwise listed (specify type and site) | <input type="checkbox"/> Haemochromatosis     | <input type="checkbox"/> Any other hereditary disorder    |

| Family member (eg mother, brother) | Condition | If cancer, type and site | Age condition began |
|------------------------------------|-----------|--------------------------|---------------------|
|                                    |           |                          |                     |
|                                    |           |                          |                     |
|                                    |           |                          |                     |
|                                    |           |                          |                     |
|                                    |           |                          |                     |
|                                    |           |                          |                     |
|                                    |           |                          |                     |

## Section 15 Health A – Supplementary Underwriting Questionnaires

If you answer yes to any of the following questions, you must also complete the relevant Supplementary Underwriting Questionnaires.

**30** Have you ever had, or been told you had, or ever sought advice or treatment from a doctor, counsellor or other health professional for any of the following:

Yes  Please tick all that apply below and complete the relevant supplementary questionnaire located in the **Supplementary Underwriting Questionnaires**  
 No

- |  |  |
|--|--|
| <input type="checkbox"/> Stress, anxiety, depression, post traumatic stress disorder (PTSD) or any other mental health disorder            | ▶ Please complete the <b>Mental Health</b> Questionnaire         |
| <input type="checkbox"/> High blood pressure   | ▶ Please complete the <b>High Blood Pressure</b> Questionnaire   |
| <input type="checkbox"/> High cholesterol  | ▶ Please complete the <b>High Cholesterol</b> Questionnaire      |
| <input type="checkbox"/> Asthma  | ▶ Please complete the <b>Asthma</b> Questionnaire                |
| <input type="checkbox"/> Skin cancer, tumour, skin lesion, mole or cyst  | ▶ Please complete the <b>Skin Lesion</b> Questionnaire           |
| <input type="checkbox"/> Back or neck strain/sprain or pain, sciatica, whiplash, spondylitis, fracture or any back, neck or spinal problem | ▶ Please complete the <b>Back Disorder</b> Questionnaire         |
| <input type="checkbox"/> Any bone/joint fractures, muscle, ligament or tendon injuries, tenosynovitis, gout, arthritis or osteoporosis     | ▶ Please complete the <b>Joint/Musculoskeletal</b> Questionnaire |

## Section 16 Health B—General

If you answer yes to any of the following questions, you must also complete the table on page 26 of this Application form.

- 31** Have you ever had, or been told you had, or ever sought advice or treatment from a doctor, counsellor or other health professional for any of the following?
- a Skin conditions or any of the following:**
- Rash, Eczema, Psoriasis, Dermatitis or any allergy affecting the skin
- Any other skin condition or disorder of the skin
- Yes  Please provide details in the table on page 26
- No
- b Blood conditions or any of the following:**
- Haemochromatosis
- Haemophilia
- Anaemia
- Any other blood condition not previously mentioned
- Yes  Please provide details in the table on page 26
- No
- c Any disease or disorder of the eyes or ears or any of the following:  
Do not include conjunctivitis with complete recovery or long or short sightedness that has been corrected**
- Any type of eye condition
- Any type of ear or hearing condition including Meniere's Disease, labyrinthitis, tinnitus or dizziness
- Yes  Please provide details in the table on page 26
- No
- d Blood vessels, cardiovascular, heart conditions or any of the following:**
- Rheumatic fever, heart murmur, angina, heart attack or other type of heart valve condition
- Varicose veins, bloods vessel or blood clotting condition/disorder
- Chest pain
- Any other type of heart condition/disorder
- Yes  Please provide details in the table on page 26
- No
- e Respiratory conditions or any of the following:**
- Bronchitis
- Hayfever
- Sleep apnoea
- Any other lung or respiratory condition
- Yes  Please provide details in the table on page 26
- No
- f Bowel, colon, liver, general gastro intestinal conditions or any of the following:  
Do not include constipation, stomach upset, diarrhoea or 'gastro' where these were short isolated episodes from which you have made a complete recovery**
- Liver condition
- Hepatitis
- Irritable bowel disease
- Bleeding from the bowel or haemorrhoids
- Gastroesphagael reflux (GORD), hiatus hernia, peptic or gastric ulcers
- Colitis, Crohn's disease, ulcerative colitis or polyps
- Gall bladder condition
- Any other bowel, colon or general gastro intestinal condition not previously mentioned
- Yes  Please provide details in the table on page 26
- No
- g Diabetes, thyroid conditions or any of the following:**
- Sugar in your urine, low or high blood sugar, diabetes or any pancreatic condition
- Thyroid condition
- Yes  Please provide details in the table on page 23
- No

## Section 16 Health B—General

### h Neurological, circulatory conditions or any of the following:

**Do not include conditions related to ear disorders in this section**

- Epilepsy or seizures
- Stroke/Cerebro-vascular accident (CVA), transient ischaemic attack (TIA), reversible ischaemic neurological disorder (RIND), brain haemorrhage or other brain condition
- Paralysis or multiple sclerosis (MS)
- Neuritis or other nerve condition
- Fainting or dizziness
- Headaches or migraines

Yes  Please provide details in the table below

No

### i Cancer or tumours

- Cancer or tumour of any kind (benign or malignant) that has not already been disclosed in this application?

Yes  Please provide details in the table below

No

### j Males only

- Kidney condition
- Disorder of the reproductive system (**Do not include vasectomy**)
- Bladder condition, urinary tract infection (UTI) or blood in the urine
- Prostate condition

Yes  Please provide details in the table below

No

### k Females only

- Kidney Condition
- Bladder condition, urinary tract infection, cystitis or blood in the urine
- Disorder of the breast and /or any test or investigation including mammograms or ultrasounds
- Abnormal pap smear
- Endometriosis
- Abnormal menstruation
- Any other disorder of the reproductive system (not previously mentioned in this application). **Do not include tubal ligation or uncomplicated caesarean sections**

Yes  Please provide details in the table below

No

Are you currently pregnant? Yes  Please provide due date (DD/MM/YYYY):

No

### Further information

If you answered 'Yes' to any question in Section 16 (questions 31 a–k), please provide details below

| Question | Condition, reason or test | Date started | Date of last symptoms | Type of treatment and any test results | Degree of recovery | Time off work | Name and address of doctor, hospital or health professional consulted |
|----------|---------------------------|--------------|-----------------------|--|--------------------|---------------|---|
|          |                           |              |                       |  |                    |               |   |
|          |                           |              |                       |  |                    |               |   |
|          |                           |              |                       |  |                    |               |   |
|          |                           |              |                       |  |                    |               |   |
|          |                           |              |                       |  |                    |               |   |
|          |                           |              |                       |  |                    |               |   |
|          |                           |              |                       |  |                    |               |   |
|          |                           |              |                       |  |                    |               |   |
|          |                           |              |                       |  |                    |               |   |
|          |                           |              |                       |  |                    |               |   |
|          |                           |              |                       |  |                    |               |   |
|          |                           |              |                       |  |                    |               |   |
|          |                           |              |                       |  |                    |               |   |
|          |                           |              |                       |  |                    |               |   |
|          |                           |              |                       |  |                    |               |   |
|          |                           |              |                       |  |                    |               |   |

## Section 17 Health C – General

**32** Are you carrying the Human Immunodeficiency Virus (HIV) which causes AIDS, antibodies to that virus, or are you suffering from AIDS or any AIDS-related condition? Yes   
No

**33** In the last three years, are you aware of any HIV risk situation to which you or any of your sexual partners may have been exposed?

Yes  A private and confidential questionnaire will be mailed to you upon submission of this application

Note: HIV risk situations include but are not limited to:

- sex with someone you know or suspect to be HIV positive
- sex with an intravenous drug user
- sex without a condom with a sex worker
- anal intercourse without a condom (except in a relationship between you and one other person only and neither of you have had sex with anyone else for at least three years).

No

## Section 18 Health D – General

### Doctor's details

**34** Do you have a usual doctor?

Yes  Please provide full name and address of your usual doctor or medical centre.

No  Please provide the name and address of the last doctor you visited.

Name of doctor or medical centre

Address

Suburb

Postcode

State

Country

Telephone

Email

**35** How long have you been attending this doctor / medical centre?

years  months When did you last attend?

**36** If you have been attending this doctor or medical centre for less than 12 months, please also provide name and address of your previous doctor

When did you last attend?



## Section 18 Health D—General (continued)

### Other medical conditions

In answering questions 37, 38, 39 and 40, do not include:

- Colds, flu or minor viral illnesses that were short, isolated occurrences or medications for these conditions, or annual check-ups where the results were normal.
- Childhood illnesses such as chicken pox, measles, mumps, tonsillitis or tonsillectomy, appendicitis or appendectomy, unless you have not made a complete recovery.

37 Have you ever sought advice or treatment from a doctor or other health professional for any illness or injury, or undergone any investigations (eg genetic testing or ECG) not already mentioned in this application? Yes  Please provide details in the table below  
No

38 Have you in the last five years taken any drug/tablet, medication or herbal medicines on a regular or ongoing basis not already mentioned in this application? Yes  Please provide details in the table below  
No

39 Have you had any blood test in the last 12 months (not previously mentioned)? Yes  Please provide details including the results in the table below  
No

40 Do you **now** have any other disability, illness, injury or symptom not already mentioned in this application? Yes  Please provide details in the table below  
No

41 Do you contemplate seeking any medical advice, test, investigation or treatment (including surgery)? Yes  Please provide details in the table below  
Do not include future annual check-ups or regular blood tests where previous results have been normal. No

If you answered 'Yes' to any question numbered 37–41, please provide details below, including results:

| Question | Condition, reason or test | Date started | Date of last symptoms | Type of treatment and any test results | Degree of recovery | Time off work | Name and address of doctor, hospital or health professional consulted |
|----------|---------------------------|--------------|-----------------------|--|--------------------|---------------|---|
|          |                           |              |                       |  |                    |               |   |
|          |                           |              |                       |  |                    |               |   |
|          |                           |              |                       |  |                    |               |   |
|          |                           |              |                       |  |                    |               |   |
|          |                           |              |                       |  |                    |               |   |
|          |                           |              |                       |  |                    |               |   |
|          |                           |              |                       |  |                    |               |   |
|          |                           |              |                       |  |                    |               |   |
|          |                           |              |                       |  |                    |               |   |

## Section 19 Further Information

If you use this page to provide further information, please note the page and question number the additional information refers to.

| Page no. | Question no. | Further information |
|----------|--------------|---------------------|
|          |              |                     |
|          |              |                     |
|          |              |                     |
|          |              |                     |
|          |              |                     |
|          |              |                     |

## Section 20 Application for Child Critical Illness insurance

(Only complete if you are applying for the Child Critical Illness insurance at an additional cost)

### Child 1

If you need to complete this application for more than one child please copy this page and attach the copy with this application. (Please note the maximum number of children that may be insured is five.)

Name of Child to be Insured

Child's date of birth (DD/MM/YYYY)

Sex of child

Male

Female

What is your relationship to the child?

**1** Is there any other insurance in place or being applied for in respect of this child?

Yes

No  Please go to question 3

**2** Will the total amount of insurance, including this application, be more than \$200,000?

Yes  Please provide total

\$

No

**3** Has the child ever had any of the following:

Yes

No

- Any heart condition, rheumatic fever, stroke?
- Blood disorder, haemophilia, leukaemia or cancer or tumour of any kind?
- Epilepsy, neurological disorder or any mental condition or developmental disorder?
- Diabetes, hepatitis or any disorder of the kidney, liver, bladder or bowel?
- Hearing impairment, sight impairment (not corrected with prescription lenses)?

**4** Has your child had any other illness, injury or medical disorder requiring surgery, hospitalisation or ongoing treatment?

Yes  Please provide details in the table below

No

Do not include childhood illnesses such as chicken pox, measles, mumps, tonsillitis or tonsillectomy, appendicitis or appendectomy, unless the child has not made a complete recovery.

| Condition | Date started | Date of last symptoms | Type of treatment and any test results | Degree of recovery |
|-----------|--------------|-----------------------|--|--------------------|
|           |              |                       |  |                    |
|           |              |                       |  |                    |
|           |              |                       |  |                    |

**5** Have any of the child's immediate blood relatives (parents, brothers or sisters) had any of the following:

Yes  Please provide details in the table below

No

- Diabetes       Cancer       Huntington's disease
- Heart disease       Haemophilia       Any other hereditary disorder
- Stroke       Polycystic kidney disease

| Family member (eg mother, brother) | Condition | If cancer, type and site | Age condition began |
|------------------------------------|-----------|--------------------------|---------------------|
|                                    |           |                          |                     |
|                                    |           |                          |                     |
|                                    |           |                          |                     |
|                                    |           |                          |                     |

---

## Section 21 Authority to release medical information (to be completed in ALL cases)

I authorise any medical practitioner, hospital, clinic or other person (including any life insurance company or underwriter) to disclose to MLC Limited or any third party engaged by MLC Limited full details of my health, medical history or any other information, for the primary purpose of assessing my application or managing my policy. A photocopy of this authority should be accepted as my personal authority.


Life to be Insured's full name (**mandatory**)

Maiden name (if applicable)

Date of birth (DD/MM/YYYY)

|  |  |  |  |  |  |  |  |  |  |
|--|--|--|--|--|--|--|--|--|--|
|  |  |  |  |  |  |  |  |  |  |
|--|--|--|--|--|--|--|--|--|--|

**Signature of the Life to be Insured**

|   |   |  |  |  |  |  |  |  |  |  |
|---|---|--|--|--|--|--|--|--|--|--|
|  | Date (DD/MM/YYYY)   |  |  |  |  |  |  |  |  |  |
|   | <table border="1"><tr><td></td><td></td><td></td><td></td><td></td><td></td><td></td><td></td><td></td><td></td></tr></table> |  |  |  |  |  |  |  |  |  |
|   |   |  |  |  |  |  |  |  |  |  |

Registered Office  
for MLC Limited and  
MLC Nominees Pty Limited

Ground Floor  
105–153 Miller Street  
North Sydney NSW 2060

**Website:** [mlc.com.au](http://mlc.com.au)

**Telephone:** 1300 428 482

(inside Australia)

+ 61 3 8634 4721

(outside Australia)

**Fax:** 1800 550 081

(inside Australia)

+ 61 2 9964 3163

(outside Australia)

**Postal address:**

PO Box 200  
North Sydney  
NSW 2059

## Section 22 Declarations and Authorisations

The Life to be Insured and the Policy Owner/s, make the following declarations and authorisations in respect of this application:

1. The information provided in this application is true and complete,
2. I have read and understood the MLC Insurance and MLC Insurance (Super) Product Disclosure Statement which I received in Australia,
3. I have read and understood the duty of disclosure and I understand that this duty continues until such time as MLC accepts the application and issues a policy,
4. If this is a transfer application, I have also read and understood the Disclosure—MLC Transfer Applications section on page 1 of the Application form. I consent to MLC relying on information in my application for my existing MLC policy and, if applicable, my application for the most recent increase or addition to my existing MLC policy in its assessment of the transfer application,
5. No insurance will be effective until MLC accepts this application and issues a policy (or, in the case of an addition to an existing policy, a revised schedule), except for Interim Accident Insurance that will apply subject to specific terms and conditions,
6. If I have provided an email address for the purpose of receiving communications from MLC, I acknowledge my personal and sensitive information may be sent to that email address,
7. If existing insurance is to be replaced, I will cancel the existing insurance. If I do not, I understand that any benefit payable on the occurrence of an event under any policy issued from this application will be reduced by any benefit paid or payable for the same event under the existing insurance,
8. I consent to MLC disclosing or discussing with my financial adviser any matter relevant to the assessment of my application for insurance including financial, medical and other matters, whether disclosed in this application, obtained from third parties (eg Doctors, accountants) or otherwise discovered as part of the assessment process,
9. I authorise MLC and the Trustee to collect such further medical information from any health practitioner, centre or service as is reasonably required for the purpose of assessing my application for insurance,
10. I authorise MLC to forward any information obtained by it to any health practitioner or service, reinsurer, advisor, service provider or third party as is reasonably required for the purpose of assessing the application, administration of the insurance policy, assessment of a claim made under the policy and as otherwise may be required to comply with legal obligations.

I acknowledge that MLC Insurance (Super) held through The Universal Super Scheme and MLC Insurance policy does not represent a deposit with or a liability of National Australia Bank Limited (ABN 12 004 044 937) (AFSL 230686) or any of their related bodies corporate (other than a liability of MLC Limited as insurer). Neither National Australia Bank Limited, nor any of its related bodies corporate (other than MLC Limited as insurer) guarantees or accepts liability in respect of MLC Insurance and MLC Insurance (Super).

### Signature of Life to be Insured

|   |  |   |   |   |   |
|---|--|---|---|---|---|
| X | Date (DD/MM/YYYY)  |   |   |   |   |
|   | <table border="1" style="width: 100%; border-collapse: collapse;"> <tr> <td style="width: 25%; text-align: center;">.</td> <td style="width: 25%; text-align: center;">.</td> <td style="width: 25%; text-align: center;">.</td> <td style="width: 25%; text-align: center;">.</td> </tr> </table> | . | . | . | . |
| . | .  | . | . |   |   |

### MLC Insurance only: Signature(s) of Policy Owner(s) if different from the Life to be Insured

Do not complete this section if you are applying for MLC Insurance through your MLC wrap platforms superannuation account, unless you are the trustee of your SMSF.

- If the trustee(s) of a self-managed super fund are individuals then all individuals are required to sign.
- If the Life to be Insured is under 16 years of age then a Parent or Guardian is required to sign.
- In the case where the Policy Owner or trustee is a Company:
  - (a) two directors or a director and company secretary are to sign; or
  - (b) in the case of a sole director proprietary company only, the sole director is to sign. The director must indicate that he/she is the sole director and sole secretary of the company by ticking the sole director and sole secretary box.

#### Policy 1 Signature(s) of Policy Owner(s)

|   |  |   |   |   |   |
|---|--|---|---|---|---|
| X | Date (DD/MM/YYYY)  |   |   |   |   |
|   | <table border="1" style="width: 100%; border-collapse: collapse;"> <tr> <td style="width: 25%; text-align: center;">.</td> <td style="width: 25%; text-align: center;">.</td> <td style="width: 25%; text-align: center;">.</td> <td style="width: 25%; text-align: center;">.</td> </tr> </table> | . | . | . | . |
| . | .  | . | . |   |   |

Sole director and sole secretary (indicate by ticking box)

#### Policy 2 Signature(s) of Policy Owner(s)

|   |  |   |   |   |   |
|---|--|---|---|---|---|
| X | Date (DD/MM/YYYY)  |   |   |   |   |
|   | <table border="1" style="width: 100%; border-collapse: collapse;"> <tr> <td style="width: 25%; text-align: center;">.</td> <td style="width: 25%; text-align: center;">.</td> <td style="width: 25%; text-align: center;">.</td> <td style="width: 25%; text-align: center;">.</td> </tr> </table> | . | . | . | . |
| . | .  | . | . |   |   |

Sole director and sole secretary (indicate by ticking box)

---


## Section 22 Declarations and Authorisations (continued)

### Declaration – MLC Insurance (Super) Only

Complete this declaration if you are also applying for MLC Insurance (Super). Read this section carefully before signing.

- a) I apply to become a Member of The Universal Super Scheme ('the Scheme') and agree to be bound by the provisions of the Trust Deed constituting the Scheme and the MLC Insurance (Super) policy issued by MLC to the Trustee, as amended from time to time.
- b) I understand that my Tax File Number will only be used for superannuation and future approved purposes.

#### Signature of Life to be Insured

|   |  |  |  |  |  |  |  |  |  |  |  |
|---|--|--|--|--|--|--|--|--|--|--|--|
|  | <p>Date (DD/MM/YYYY)</p> <table border="1"><tr><td> </td><td> </td><td> </td><td> </td><td> </td><td> </td><td> </td><td> </td><td> </td><td> </td></tr></table> |  |  |  |  |  |  |  |  |  |  |
|   |  |  |  |  |  |  |  |  |  |  |  |

### Marketing consent

We always seek to better understand and serve your financial, e-commerce and lifestyle needs so we can offer you other products and services that aim to meet those needs as well as promotions and other opportunities. This applies to each organisation within the National Australia Group (the 'Group') including its banking, financing, funds management, financial planning, superannuation, insurance, broking and e-commerce organisations.

We request your consent to Group marketing activities. By giving your consent you agree to receiving information about the products and services we have described, including by telephone call to the numbers provided by you in this application or numbers you may provide later and by email if you have provided us with an email address. For this purpose, we may need to use and disclose your personal information amongst the Group, to your financial adviser (if any) and to service providers (for example posting services). Your consent therefore includes the authority to use and disclose your personal information as described. We will not disclose health information.

Your consent will not change any specific product or service consent that you have given or will give in the future (for example, for a loyalty program or online direct marketing).

#### Do we have your consent?

Yes

No

If you do not mark a box your consent will be presumed.

Your consent will continue until you withdraw it. You can withdraw your consent at any time by contacting us on **1300 428 482**.

---

## Section 23 Payments by Direct Debit

### Direct Debit Request Service Agreement

This Direct Debit Request Service Agreement is issued by MLC Limited.

This Service Agreement and the Direct Debit Request Schedule in your application contain the terms and conditions by which you authorise MLC to draw (debit) money from your account and the obligations of MLC and you under this Agreement. You should read through them carefully to ensure you understand these terms and conditions before signing the Schedule. Please direct all enquiries about your direct debit to us on **1300 428 482**.

### MLC's commitment to you

MLC will give you at least 14 days notice in writing if there are changes to the terms of the drawing arrangements.

MLC will keep the details of your nominated Financial Institution account confidential, except where provided to MLC's bank or as required to conduct direct debits with your Financial Institution.

Where the due date is not a business day, MLC will draw from your nominated Financial Institution account on the business day before or after the due date in accordance with the terms and conditions of your MLC policy.

MLC will not charge you for any dishonours. However:

- if your account dishonours, your Financial Institution may charge you a fee
- MLC reserves the right to cancel drawing arrangements if drawings are dishonoured by your Financial Institution.

### Your commitment to MLC

It is your responsibility to:

- ensure your nominated account can accept direct debits
- ensure there are sufficient funds available in the nominated account to meet each drawing on the due date
- advise MLC if the nominated account is transferred or closed, or the account details change
- arrange an alternate payment method acceptable to MLC if MLC cancels the drawing arrangements
- ensure that all account holders on the nominated Financial Institution account sign the Direct Debit Request Schedule.

### Your rights

Your drawing arrangements are detailed in the Direct Debit Request Schedule of your application. They are also governed by the terms and conditions of your MLC policy. You should contact us on 1300 428 482, providing at least 7 days notice, if you wish to alter the drawing arrangements. You can:

- alter the Schedule
- cancel the Schedule
- stop an individual drawing
- defer a drawing
- suspend future drawings.



---

# Notes

---



Registered Office  
for MLC Limited and  
MLC Nominees Pty Limited

Ground Floor  
105–153 Miller Street  
North Sydney NSW 2060

**Website:** [mlc.com.au](http://mlc.com.au)

**Telephone:** 1300 428 482

(inside Australia)

+ 61 3 8634 4721

(outside Australia)

**Fax:** 1800 550 081

(inside Australia)

+ 61 2 9964 3163

(outside Australia)

**Postal address:**

PO Box 200  
North Sydney  
NSW 2059

# Supplementary Underwriting Questionnaires

Application number

Life to be Insured Name

Please tick the relevant Underwriting Questionnaires that have been requested to be completed as part of your application.

- Pastimes Questionnaire
- Mental Health Questionnaire
- High Blood Pressure Questionnaire
- High Cholesterol Questionnaire
- Asthma Questionnaire
- Skin Lesion Questionnaire
- Back Questionnaire
- Joint/Musculoskeletal Questionnaire

**Please return the full booklet to MLC**

**This page has been left blank intentionally**

# Pastimes Questionnaire

## Diving

**1 Do you hold a diving qualification?**

Yes  Type of qualification and time held   
No

**2 Are you an Amateur or Professional Diver?**

Amateur   
Professional  State nature of work:

**3 What type of diving do you do?**

Scuba  Snorkel  Hookah  Other—Please provide details

**4 Please advise the following:**

| Average number of dives per year | Average depth of dives | Maximum depth and number of times attained | Average duration of dives | Maximum duration of dives |
|----------------------------------|------------------------|--|---------------------------|---------------------------|
| <input type="text"/>             | <input type="text"/>   | <input type="text"/>                       | <input type="text"/>      | <input type="text"/>      |

**5 Do you ever dive alone?**

Yes   
No

**6 Do you dive in caves, potholes or wrecks?**

Yes  Please provide details  
  
No

**7 Do you use mixed gases or a rebreather to dive?**

Yes  Please provide details  
  
No

**8 Have you ever had an accident whilst diving or suffered an injury?**

Yes  Please provide details  
  
No

# Pastimes Questionnaire (continued)

## Motor Racing

**1** What types, classes, and engine capacity of vehicles do you race or intend to race?

**2** What types of racing do you participate in? (eg: stock car, circuit racing, road racing etc, and number of events each year)

**3** Do you compete as:  Amateur  Professional  Competitive

**4** What maximum speed is reached?  km

**5** How many times do you race per year?

## Aviation

**1** Do you hold an aviation licence?

Yes   Type of licence and period of time held

No

**2** Do you intend to change the scope of your licence, or engage in any other form of aviation other than as shown below?

Yes   Please provide details

No

**3** Please complete number of flying hours in the following table:

|                         | Last year |           | Future average |           |
|-------------------------|-----------|-----------|----------------|-----------|
|                         | Crew      | Passenger | Crew           | Passenger |
| Commercial Airline      |           |           |                |           |
| Charter                 |           |           |                |           |
| Private                 |           |           |                |           |
| Aero Club/Flying School |           |           |                |           |
| Agriculture             |           |           |                |           |
| Ultralight              |           |           |                |           |
| Helicopter              |           |           |                |           |

# Mental Health Questionnaire

**1 Please indicate the conditions you have had or received treatment or counselling for.**

- |   |   |
|---|---|
| <input type="checkbox"/> Stress, sleeplessness, chronic tiredness   | <input type="checkbox"/> Post traumatic stress disorder (PTSD)                        |
| <input type="checkbox"/> Anxiety including generalised anxiety, reactive or grief anxiety, panic or phobic disorder | <input type="checkbox"/> Attention Deficit and/or Hyperactivity Disorder (ADD / ADHD) |
| <input type="checkbox"/> Eating disorder including anorexia nervosa, bulimia  | <input type="checkbox"/> Schizophrenia or any other psychotic disorder                |
| <input type="checkbox"/> Depression including major depression, dysthymia   | <input type="checkbox"/> Other—please provide details in the box below.               |
| <input type="checkbox"/> Manic depressive illness, bipolar disorder   |   |
| <input type="checkbox"/> Alcohol or other substance abuse or addiction  |   |

**2 Please describe your symptoms, the date they started, how long they lasted and time off work.**

| Symptoms | Date from — Date to | Time off work |
|----------|---------------------|---------------|
|          |                     |               |
|          |                     |               |

**3 Please describe how this condition has affected you, including any limitations to your ability to work and in your activities of daily living.**

**4 Has any reason for your condition been identified?**

- Yes  Please provide details
- No

**5 Have you ever received any counselling or treatment for this condition? (eg. medication, cognitive behaviour therapy)**

| Type of treatment                         | Date commenced (DD/MM/YYYY)               | Date ceased (DD/MM/YYYY)                  |
|---|---|---|
| <input style="width: 100%;" type="text"/> | <input style="width: 100%;" type="text"/> | <input style="width: 100%;" type="text"/> |
| <input style="width: 100%;" type="text"/> | <input style="width: 100%;" type="text"/> | <input style="width: 100%;" type="text"/> |

**6 Do you continue to experience symptoms?**

- Yes  Please describe your symptoms
- No  When did you **last** experience symptoms? (DD/MM/YYYY)

**7 Have you had any recurrence of this condition or suffered from or had symptoms of a similar condition?**

- Yes  Please provide details
- No

**8 Please provide the name and address of health professionals, including counsellors consulted and the date first and last consulted.**

| Name                                      | Address                                   | Date (DD/MM/YYYY)                         |
|---|---|---|
| <input style="width: 100%;" type="text"/> | <input style="width: 100%;" type="text"/> | <input style="width: 100%;" type="text"/> |
| <input style="width: 100%;" type="text"/> | <input style="width: 100%;" type="text"/> | <input style="width: 100%;" type="text"/> |

# High Blood Pressure Questionnaire

**1** When were you first told you had high blood pressure and what was your blood pressure level at that time?

Date (DD/MM/YYYY)

Reading

**2** What was your last blood pressure reading and when was it taken?

Date (DD/MM/YYYY)

Reading

**3** Is this reading consistent with other checks?

Yes

No

What is your typical reading?

**4** How often are you required to attend your doctor for review/check-up?

Monthly

Quarterly

Twice Yearly

Annually

**5** Have you undergone or been referred for any other investigations, eg ECG (resting or exercise), echocardiogram, 24 hour Holter monitoring, urinalysis?

Yes  Please provide dates, tests done and results

Date (DD/MM/YYYY)

Test

Results

No

**6** Are you currently taking medication for your blood pressure?

Yes  Please provide medication and dosage

No  Please go to question 8

**7** Has your treatment (type or dosage) changed within the last 12 months?

Yes  Please provide details and then go to question 9

When was it changed?

What was changed?

Why was it changed?

No  Please go to question 9

**8** Have you ever been prescribed medication for blood pressure?

Yes  When and why did you cease taking it?

No  How has the condition been managed?

**9** Please provide the name and address of doctor, hospital or health professional consulted for your blood pressure and date last attended

Name

Address

Date (DD/MM/YYYY)

# High Cholesterol Questionnaire

**1** When were you first told you had raised cholesterol and what was your cholesterol level at that time?

Date (DD/MM/YYYY)

|  |  |  |  |  |  |  |  |  |  |
|--|--|--|--|--|--|--|--|--|--|
|  |  |  |  |  |  |  |  |  |  |
|--|--|--|--|--|--|--|--|--|--|

Reading

|  |  |  |  |  |  |  |  |  |  |  |  |  |  |  |  |  |  |  |  |
|--|--|--|--|--|--|--|--|--|--|--|--|--|--|--|--|--|--|--|--|
|  |  |  |  |  |  |  |  |  |  |  |  |  |  |  |  |  |  |  |  |
|--|--|--|--|--|--|--|--|--|--|--|--|--|--|--|--|--|--|--|--|

**2** What was your last cholesterol reading and when was it taken?

Date (DD/MM/YYYY)

|  |  |  |  |  |  |  |  |  |  |
|--|--|--|--|--|--|--|--|--|--|
|  |  |  |  |  |  |  |  |  |  |
|--|--|--|--|--|--|--|--|--|--|

Reading

|  |  |  |  |  |  |  |  |  |  |  |  |  |  |  |  |  |  |  |  |
|--|--|--|--|--|--|--|--|--|--|--|--|--|--|--|--|--|--|--|--|
|  |  |  |  |  |  |  |  |  |  |  |  |  |  |  |  |  |  |  |  |
|--|--|--|--|--|--|--|--|--|--|--|--|--|--|--|--|--|--|--|--|

**3** Is this reading consistent with other checks?

Yes

No  What is your typical reading? 

|  |  |  |  |  |  |  |  |  |  |  |  |  |  |  |  |  |  |  |  |
|--|--|--|--|--|--|--|--|--|--|--|--|--|--|--|--|--|--|--|--|
|  |  |  |  |  |  |  |  |  |  |  |  |  |  |  |  |  |  |  |  |
|--|--|--|--|--|--|--|--|--|--|--|--|--|--|--|--|--|--|--|--|

**4** How often are you required to attend your doctor for review/check-up?

Monthly  Quarterly  Twice Yearly  Annually

**5** Have you undergone or been referred for any other investigations, eg ECG (resting or exercise)?

Yes  Please provide dates, tests done and results

Date (DD/MM/YYYY)

|  |  |  |  |  |  |  |  |  |  |
|--|--|--|--|--|--|--|--|--|--|
|  |  |  |  |  |  |  |  |  |  |
|--|--|--|--|--|--|--|--|--|--|

Test

|  |  |  |  |  |  |  |  |  |  |  |  |  |  |  |  |  |  |  |  |
|--|--|--|--|--|--|--|--|--|--|--|--|--|--|--|--|--|--|--|--|
|  |  |  |  |  |  |  |  |  |  |  |  |  |  |  |  |  |  |  |  |
|--|--|--|--|--|--|--|--|--|--|--|--|--|--|--|--|--|--|--|--|

Results

|  |  |  |  |  |  |  |  |  |  |  |  |  |  |  |  |  |  |  |  |
|--|--|--|--|--|--|--|--|--|--|--|--|--|--|--|--|--|--|--|--|
|  |  |  |  |  |  |  |  |  |  |  |  |  |  |  |  |  |  |  |  |
|--|--|--|--|--|--|--|--|--|--|--|--|--|--|--|--|--|--|--|--|

No

**6** Are you currently taking medication for your cholesterol?

Yes  Please provide medication and dosage 

|  |  |  |  |  |  |  |  |  |  |  |  |  |  |  |  |  |  |  |  |
|--|--|--|--|--|--|--|--|--|--|--|--|--|--|--|--|--|--|--|--|
|  |  |  |  |  |  |  |  |  |  |  |  |  |  |  |  |  |  |  |  |
|--|--|--|--|--|--|--|--|--|--|--|--|--|--|--|--|--|--|--|--|

No  Please go to question 8

**7** Has your treatment (type or dosage) changed within the last 12 months?

Yes  Please provide details and then go to question 9

When was it changed?

|  |  |  |  |  |  |  |  |  |  |
|--|--|--|--|--|--|--|--|--|--|
|  |  |  |  |  |  |  |  |  |  |
|--|--|--|--|--|--|--|--|--|--|

What was changed?

|  |  |  |  |  |  |  |  |  |  |  |  |  |  |  |  |  |  |  |  |
|--|--|--|--|--|--|--|--|--|--|--|--|--|--|--|--|--|--|--|--|
|  |  |  |  |  |  |  |  |  |  |  |  |  |  |  |  |  |  |  |  |
|--|--|--|--|--|--|--|--|--|--|--|--|--|--|--|--|--|--|--|--|

Why was it changed?

|  |  |  |  |  |  |  |  |  |  |  |  |  |  |  |  |  |  |  |  |
|--|--|--|--|--|--|--|--|--|--|--|--|--|--|--|--|--|--|--|--|
|  |  |  |  |  |  |  |  |  |  |  |  |  |  |  |  |  |  |  |  |
|--|--|--|--|--|--|--|--|--|--|--|--|--|--|--|--|--|--|--|--|

No  Please go to question 9

**8** Have you ever been prescribed medication for cholesterol?

Yes  When and why did you cease taking it? 

|  |  |  |  |  |  |  |  |  |  |  |  |  |  |  |  |  |  |  |  |
|--|--|--|--|--|--|--|--|--|--|--|--|--|--|--|--|--|--|--|--|
|  |  |  |  |  |  |  |  |  |  |  |  |  |  |  |  |  |  |  |  |
|--|--|--|--|--|--|--|--|--|--|--|--|--|--|--|--|--|--|--|--|

No  How has the condition been managed? 

|  |  |  |  |  |  |  |  |  |  |  |  |  |  |  |  |  |  |  |  |
|--|--|--|--|--|--|--|--|--|--|--|--|--|--|--|--|--|--|--|--|
|  |  |  |  |  |  |  |  |  |  |  |  |  |  |  |  |  |  |  |  |
|--|--|--|--|--|--|--|--|--|--|--|--|--|--|--|--|--|--|--|--|

**9** Please provide the name and address of doctor, hospital or health professional consulted for your cholesterol and date last attended

Name

|  |  |  |  |  |  |  |  |  |  |  |  |  |  |  |  |  |  |  |  |
|--|--|--|--|--|--|--|--|--|--|--|--|--|--|--|--|--|--|--|--|
|  |  |  |  |  |  |  |  |  |  |  |  |  |  |  |  |  |  |  |  |
|--|--|--|--|--|--|--|--|--|--|--|--|--|--|--|--|--|--|--|--|

Address

|  |  |  |  |  |  |  |  |  |  |  |  |  |  |  |  |  |  |  |  |
|--|--|--|--|--|--|--|--|--|--|--|--|--|--|--|--|--|--|--|--|
|  |  |  |  |  |  |  |  |  |  |  |  |  |  |  |  |  |  |  |  |
|--|--|--|--|--|--|--|--|--|--|--|--|--|--|--|--|--|--|--|--|

Date (DD/MM/YYYY)

|  |  |  |  |  |  |  |  |  |  |
|--|--|--|--|--|--|--|--|--|--|
|  |  |  |  |  |  |  |  |  |  |
|--|--|--|--|--|--|--|--|--|--|

|  |  |  |  |  |  |  |  |  |  |
|--|--|--|--|--|--|--|--|--|--|
|  |  |  |  |  |  |  |  |  |  |
|--|--|--|--|--|--|--|--|--|--|

|  |  |  |  |  |  |  |  |  |  |  |  |  |  |  |  |  |  |  |  |
|--|--|--|--|--|--|--|--|--|--|--|--|--|--|--|--|--|--|--|--|
|  |  |  |  |  |  |  |  |  |  |  |  |  |  |  |  |  |  |  |  |
|--|--|--|--|--|--|--|--|--|--|--|--|--|--|--|--|--|--|--|--|

|  |  |  |  |  |  |  |  |  |  |
|--|--|--|--|--|--|--|--|--|--|
|  |  |  |  |  |  |  |  |  |  |
|--|--|--|--|--|--|--|--|--|--|



# Asthma Questionnaire

**1** When did you experience your first episode/symptoms of asthma? (DD/MM/YYYY)

**2** How many episodes of asthma do you have per year?

**3** What was the date of your most recent episode/symptoms of asthma? (DD/MM/YYYY)

**4** Are you taking medication or have you used any medication (including steroids) within the last 12 months?

Yes  Please provide the name of medications and date ceased (if applicable)

No

**5** Have you ever been hospitalised for this condition or needed to attend a hospital or doctor for urgent medical treatment?

Yes  Please provide the name of hospitals, doctors and dates

| Name                 | Address of hospital/doctors surgery | Date (DD/MM/YYYY)    |
|----------------------|-------------------------------------|----------------------|
| <input type="text"/> | <input type="text"/>                | <input type="text"/> |
| <input type="text"/> | <input type="text"/>                | <input type="text"/> |
| <input type="text"/> | <input type="text"/>                | <input type="text"/> |

No

**6** Have you lost any days from work as a result of asthma in the last 12 months?

Yes  Please advise the number of days:

No

**7** Is your asthma related to or aggravated by your occupation?

Yes  Please provide details

No

**8** Please provide the name and address of any doctors, hospitals or other health professionals consulted for your asthma and the date last consulted.

| Name                 | Address              | Date (DD/MM/YYYY)    |
|----------------------|----------------------|----------------------|
| <input type="text"/> | <input type="text"/> | <input type="text"/> |
| <input type="text"/> | <input type="text"/> | <input type="text"/> |

# Skin Lesion Questionnaire

**1** Site of lesion(s)

**2** Type of lesion(s)

- Melanoma     Squamous cell carcinoma (SCC)     Basal cell carcinoma (BCC)     Solar keratosis  
 Lipoma     Cyst     Mole/Naevus  
 Other—please provide details

**3** Number of lesion(s)

**4** Date(s) of diagnosis (DD/MM/YYYY)

**5** Were the lesion(s) removed?

- Yes  Please go to question 7  
No  Please provide details below

**6** Have you been advised to attend for any further treatment or follow-up?

- Yes  Please go to question 11  
No  Please go to question 11

**7** Date lesion(s) removed (DD/MM/YYYY)

**8** How were the lesion(s) removed?

- Diathermy (burnt off)     Cryotherapy (frozen off)     Cut off (surgically removed)  
 Other—please provide details

**9** Were the lesion(s) reported to be:  Malignant     Benign     Unknown

**Please forward copies of any histology reports you have**

**10** Since the original removal have you been required to undergo re-excision or has the lesion(s) recurred or regrown?

- Yes  Please provide details   
No

**11** Please provide the name and address of any doctors, hospitals or other health professionals consulted for your skin lesions and the date last consulted.

| Name                 | Address              | Date (DD/MM/YYYY)    |
|----------------------|----------------------|----------------------|
| <input type="text"/> | <input type="text"/> | <input type="text"/> |
| <input type="text"/> | <input type="text"/> | <input type="text"/> |

# Back Questionnaire

1 When did you first experience back/neck symptoms? (DD/MM/YYYY)

2 What is/was the cause of your back/neck disorder?

3 What area of the back is/was affected?  
 Neck (Cervical)  Upper/Middle back (Thoracic)  Lower Back (Lumbar)

4 What is/was the exact nature of the back/neck disorder including symptoms?

5 What was the date of your last symptoms? (DD/MM/YYYY)

6 Have you had an x-ray, scan or other test?  
Yes  Please provide details   
No

7 What treatment have you had?  
 Medication  Physiotherapy  Surgery  Chiropractor  
 Other—Please provide details

8 Have you made a complete recovery?  
Yes  How long have you been free of all symptoms?  Please go to question 12  
No

9 What are your current symptoms?

10 How often do you experience symptoms?

11 Does this condition cause any restriction in your daily activities?  
Yes  Please provide details   
No

12 Have you taken time off work?  
Yes  Please advise when and how long were you off work?   
No

13 Please provide the name and address of any doctors, physiotherapists, chiropractors or other health professionals consulted and the date last consulted.

| Name                 | Address              | Date (DD/MM/YYYY)    |
|----------------------|----------------------|----------------------|
| <input type="text"/> | <input type="text"/> | <input type="text"/> |
| <input type="text"/> | <input type="text"/> | <input type="text"/> |

# Joint/Musculoskeletal Questionnaire

**1** Which joint(s) or area(s) of the body is/are affected?

Left  Right

**2** What is/was the exact nature of the disorder including symptoms?

**3** What is/was the cause of the condition?

**4** When did you first experience symptoms? (DD/MM/YYYY)

**5** What was the date of your last symptoms? (DD/MM/YYYY)

**6** Have you had an x-ray, scan or other test?

Yes  Please provide details   
No

**7** What treatment have you had?

Medication  Surgery  Physiotherapy  
 Other—please provide details

**8** Have you made a complete recovery?

Yes  How long have you been free of all symptoms?  Please go to question 12  
No

**9** What are your current symptoms?

**10** How often do you experience symptoms?

**11** Does this condition cause any restriction in your daily activities?


Yes  Please provide details   
No

**12** Have you taken time off work?

Yes  Please advise when and how long you were off work?   
No

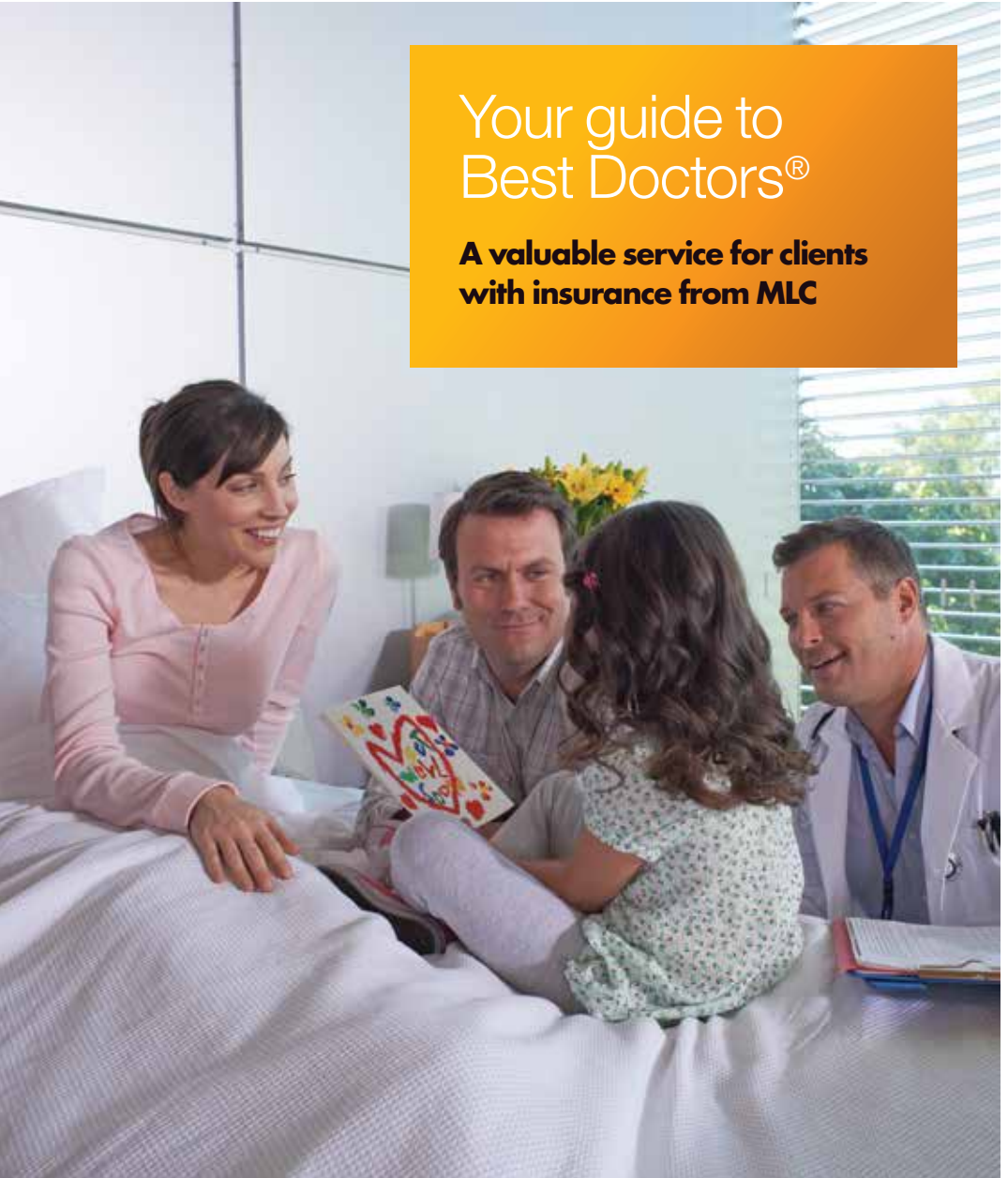
**13** Please provide the name and address of any doctors, hospitals or other health professionals consulted and the date last consulted.

| Name                 | Address              | Date (DD/MM/YYYY)    |
|----------------------|----------------------|----------------------|
| <input type="text"/> | <input type="text"/> | <input type="text"/> |
| <input type="text"/> | <input type="text"/> | <input type="text"/> |



# Your guide to Best Doctors®

**A valuable service for clients  
with insurance from MLC**



With over 120 years of looking after Australians, we're proud to bring the Best Doctors' medical advice service to you as a client with insurance from MLC.

"We're thrilled with the whole Best Doctors' service. We're still going to the hospital every four weeks. We sit on the day ward with lots of other parents and we've told everyone to change their insurance so they can get access to Best Doctors."

Quote from a client who used the service.

# Medical advice when you need it most

## From leading medical specialists from around the world

If you, or someone in your immediate family<sup>1</sup>, are diagnosed with a medical condition, your primary concern is always to get the best medical advice.

Having insurance can help provide financial security, but we know the initial reaction at this emotional time is to ask a number of key questions:

- Am I making the right treatment decision?
- Is the diagnosis correct?
- Is surgery the best option?
- Are there any new medical options out there we should consider?
- What's going to happen to me and my family?

To help you answer these questions, speak to Best Doctors.

## A specialist medical information service

Best Doctors gives you, your partner and children, access to the leading specialist medical advice from around the world.

It means you don't have to waste precious time researching for leading specialists or treatments (a Google search for cancer, for instance, reveals approximately 741 million results, a bewildering amount of information for anybody).

## Best Doctors does it all for you.

There's no cost or limits on the number of times you or your family can use Best Doctors' services.

**"I would definitely recommend the Best Doctors' service to family and friends. To have leading doctors in the world reviewing your file is pretty exceptional."**

Client whose gastroenterologist was amazed to discover that the Best Doctors' specialist was in fact someone who he had studied while in medical training.

- <sup>1</sup> Family means you (as the insured), your spouse and your dependent children.



# Which illnesses or conditions does Best Doctors review?

Best Doctors will arrange leading specialist medical advice about serious medical conditions.

These could be cancer, stroke and any other conditions causing you major discomfort or disruption to a healthy and productive life, through to asking simple medical questions of an Australian GP.

And, again, this applies to anyone in your immediate family.

All this is done at no additional cost to you. MLC has arranged for this great service to be available for you and your loved ones.

Since we introduced Best Doctors, hundreds of our insurance clients have used the service with 96% of those consistently saying they would recommend it to family and friends (see page 12).<sup>2</sup>

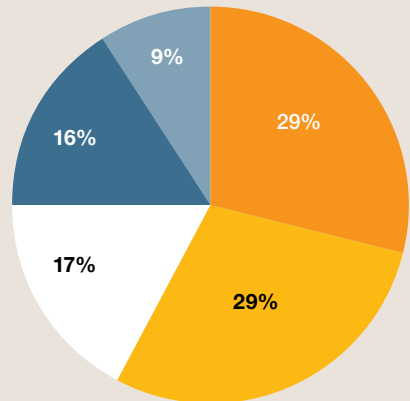
## Did you know?

Around half of all Australians aged over 30 will suffer at least one of the seven health conditions that can lead to long-term disability and, consequently, a long-term loss of income.

**Source:** NATSEM, Health and Income in Australia, 2003.

<sup>2</sup> Best Doctors Quality Survey, April 2012.

## Reasons for contacting Best Doctors (multiple options)



|  |     |
|--|-----|
| Confirmation of diagnosis                          | 29% |
| Assistance in deciding on treatment options        | 29% |
| Doubts about information received from your doctor | 17% |
| Condition not improving                            | 16% |
| Doubts about recommended strategy                  | 9%  |

**Source:** Best Doctors, Quality Survey Results, April 2012.

**Please note:** consultations regarding acute care (emergency room) cases, pregnancy and mental health conditions are not available through Best Doctors.

# Best Doctors' unique set of services

Best Doctors, through your insurance with MLC, gives you access to leading medical advice about any illness, injury or medical condition.

Best Doctors offers you and your family access to three levels of personalised medical advice:

**1. InterConsultation™** – A leading specialist from around the world will perform an in-depth review of your diagnosis and proposed treatment plan.

This involves the collection of your complete medical history, if necessary retesting of pathology, and the full support of Best Doctors' vast medical team.

The leading specialist provides you with an expert report 15–20 days after we've collected all your medical records. The report analyses the diagnosis and whether your treatment plan is the very best available.

InterConsultation provides you with confidence, clarity and certainty, making sure you get on the right treatment path first time.

If an InterConsultation expert report highlights an overseas treatment option, after consultation with your treating doctor, then you can use the **FindBestCare** service.

This helps arrange all aspects of the treatment including hospital admittance, booking the surgeon, flights, accommodation and a translator.

**2. AskTheExpert** – If you're seeking fast answers to questions that don't need a full review of your medical records, then AskTheExpert is the online answer.

A member of the Best Doctors' Australian medical team will work with you to make sure you're asking the right questions. And you'll receive an expert report within 5–7 days from a leading international expert.

**3. DocOnline** – If you have basic medical questions, simply submit them to one of the Best Doctors, carefully selected, panel of GPs and receive an answer within 48 hours.

**“The Best Doctors' service is fantastic: it gave me so much confidence. It really shows the value of using more than one medical team.”**

Best Doctors found this client a surgeon in America who had the necessary expertise.

**“Best Doctors understood our case right away. Their professionalism and accuracy, as well as their human touch are unquestionable and they have been essential to find a solution to such a complex case.”**

Best Doctors arranged ground-breaking surgery in America in bone reconstruction for this client.

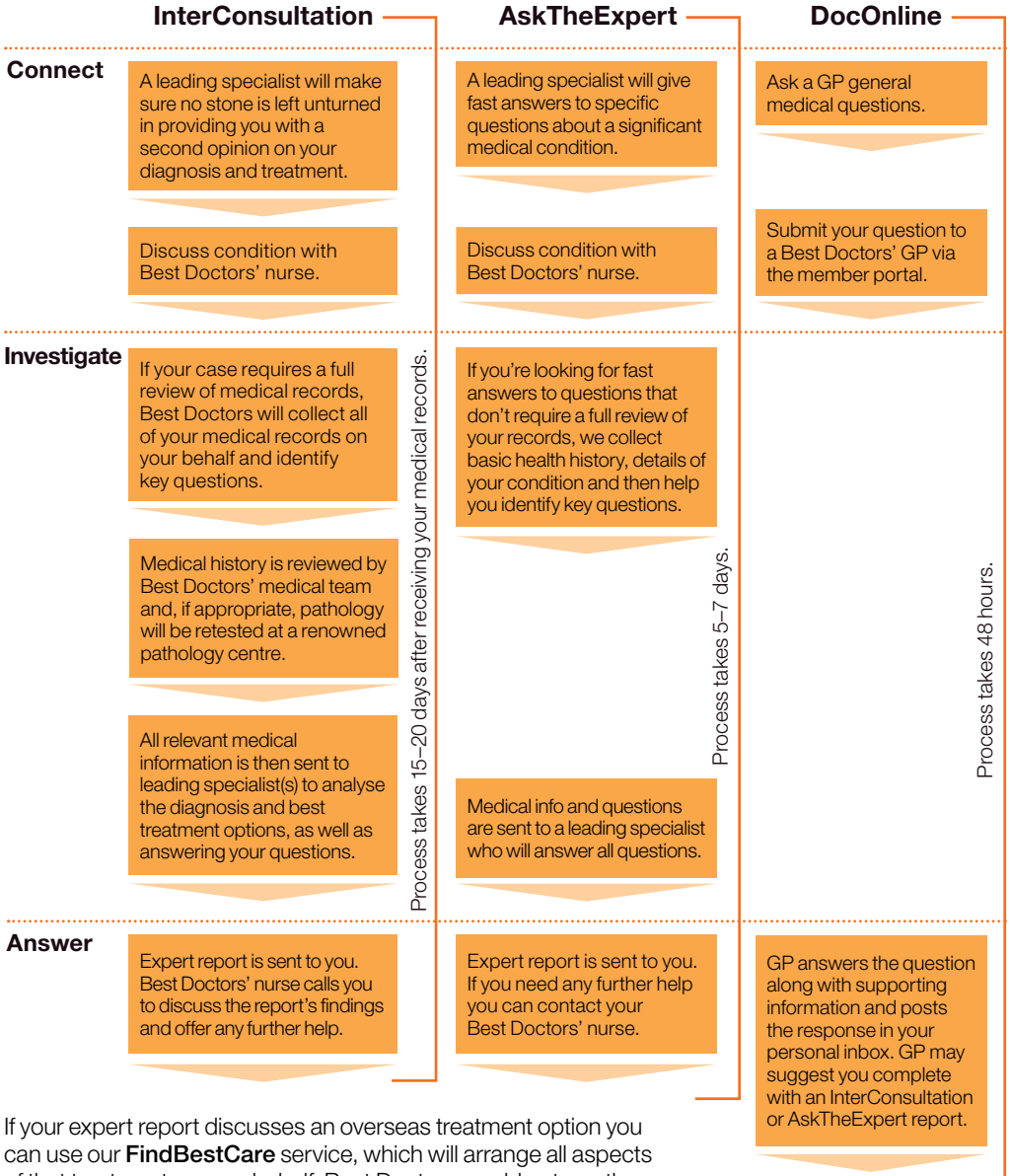
# Best Doctors' unique set of services

The screenshot displays the Best Doctors website interface. At the top, there is a navigation bar with links for Home, About Best Doctors, Testimonials, FAQs, and Contact. A welcome message for MLC is shown, along with links for My personal details, Inbox, and Log out. Below the navigation is a yellow banner with three blue buttons: 'Get fast answers to worrying questions', 'Consult a world-leading specialist for your case', and 'Access the best overseas care'. The main content area is divided into several sections. On the left, 'The Online health tips and advice' section lists articles on Bronchial Asthma, Osteoporosis, Sunburns: basic precautions, Stroke, cerebrovascular accident (CVA), and Back pain, each with a 'Learn more' link. On the right, there are sections for 'Inbox' (showing 0 messages), 'New request' (with a dropdown for 'Doctor Online' and a 'Go' button), and 'Multimedia Library' (featuring video thumbnails for 'Lumbar Surgery' and 'Breast Cancer', each with a 'See more' link).

Register and log in to the Best Doctors' member portal [www.askbestdoctors.com/aus](http://www.askbestdoctors.com/aus) where you'll also be able to access the multimedia library, which provides unique insights and guidance on hundreds of medical conditions.

You'll also find a useful Blog and medical articles.

# How the Best Doctors' services work



If your expert report discusses an overseas treatment option you can use our **FindBestCare** service, which will arrange all aspects of that treatment on your behalf. Best Doctors would not pay the associated treatment costs.

# Accessing the world's best medical minds

Best Doctors was founded by doctors from the Harvard Medical School in 1989 and has been so successful it's now in 30 countries; including the US, UK, Canada and now Australia.

The foundation of Best Doctors' success is its unique network of 50,000 peer-nominated, leading specialists from around the globe.

This network covers 40 specialities and over 400 sub-specialities and it's the ability to leverage these leading medical minds that provides patients with the confidence to move forward and tackle their condition.

**The end result could change a life.**

Best Doctors has already helped hundreds of people in Australia with 96% of those saying they would recommend the service to family and friends.

**Source:** Best Doctors Quality Survey, April 2012.

## **Further questions?**

If you have any further questions please call **Best Doctors on 1800 388 097.**



# Best Doctors – True Australian stories



**Mark** was diagnosed in 2005 with rheumatoid arthritis and commenced a course of treatment to keep the condition under control. The medication worked well until early 2009, at which time his rheumatologist

prescribed an additional drug as part of his ongoing medication.

During that year, Mark experienced a general painless stiffness and weakness to his limbs.

For the following year and a half, he consulted his rheumatologist, orthopaedic surgeon and neurologist and underwent many tests. Muscle wasting had become evident, particularly in his legs and upper body.

His neurologist suggested Mark had a muscle wasting disease caused by a defective gene he inherited, but the doctors were genuinely puzzled and intrigued by his condition but couldn't give a definite diagnosis.

In the meantime, Mark's muscles were deteriorating. He had difficulty walking, especially up stairs. He couldn't pick things up off the ground and he would also fall over easily.

His neurologist suggested the most likely type of disease he had was slow in progressing but fatal. He was also told he may never get a definite diagnosis and that muscle diseases are generally rare and very difficult to diagnose.

He and his wife were alarmed, worried and confused as to what to do next. Mark was also starting to become depressed with the whole business.

His wife read about Best Doctors and decided to contact them.

Six weeks later Mark received a detailed report from a Professor of Neurology from the Harvard School of Medicine in Boston.

In his opinion, Mark was experiencing a rare negative reaction to a drug he was taking for his arthritis.

At first, Mark and his wife were sceptical that this was the cause, because in June 2010 Mark's own doctors had ruled out arthritic drugs as a cause of his problems following pathology analysis of the muscle biopsy.

Mark and his wife passed the Best Doctors' report to his own doctors and they reviewed it straight away. They all agreed with the professor's findings and Mark was taken off the drug immediately. The professor said that Mark's reaction to the drug is rare but he cited two patients in the US where that had happened and were almost identical to Mark's condition.

According to the Best Doctors' report, Mark's muscles should recover, although it may take up to 18 months. He and his wife think the recovery has already started.

**Mark's wife commented, "It's changed everything for our family and knowing that Mark will make a recovery feels like we've been given a second chance. Before Best Doctors we'd been contemplating a life where he would eventually need help and care with everyday life activities.**

**The worry from a health, lifestyle and money point of view was scary and stressful. That stress has now being lifted, the recovery has started and our family can now look forward to a better future."**



**Jodie** is 32 with a husband called David and a baby son called Bailey.

Shortly after he was born he got a red blemish on the side of his head. They saw a paediatrician who diagnosed it as a

strawberry birthmark. They were told it would grow a little bit, usually last for maybe two to three years and then disappear. And they were advised there were no treatment options available.

One day, David checked on Bailey who started to cry. Jodie was shocked to see that he was lying in a pool of blood.

Obviously, it was very traumatic for them.

They heard of Best Doctors through their MLC insurance and decided to engage their services.

When they got the Best Doctors report it was very professional, all the questions that Jodie had asked were answered.

The most satisfying thing was that they had given recommendations for surgeons in Australia as well as overseas. It gave Jodie and David the confidence to actually proceed with the surgical treatment option.

Bailey is doing really well now after his operation and has made a speedy recovery. He'll only have a little scar which, in time, will be covered by hair and he can do all the things in life that all children do.

**Jodie said, "Thanks to Best Doctors for giving us confidence and allowing us to seek the treatment we received. We're really appreciative of the great service they offer."**



**Marco** is 32 years old and a Brisbane real estate agent. After severe abdominal pain he went to his GP who immediately sent him to hospital where he was told he had Crohn's disease.

During his stay in hospital a gastroenterologist set out a course of medication for him.

Marco had researched Crohn's disease online and also the medication that the doctor had prescribed, but couldn't understand what they were talking about.

After reading the Best Doctors' brochure he received from MLC as part of his insurance, he realised he had access to the best doctors in the world.

To be told that a leading gastroenterologist in America would review his file was something that he'd never imagined as being possible.

After Marco received the Best Doctors' report he took it to his gastroenterologist who was amazed that this leading gastroenterologist in America actually had the time to review the case.

Marco was relieved to know that his doctor was on the right path with his treatment and also the medication plan was correct.

**Marco commented, "I would definitely recommend the Best Doctors' service to family and friends. To have access to the best doctors in the world reviewing your file is pretty exceptional."**

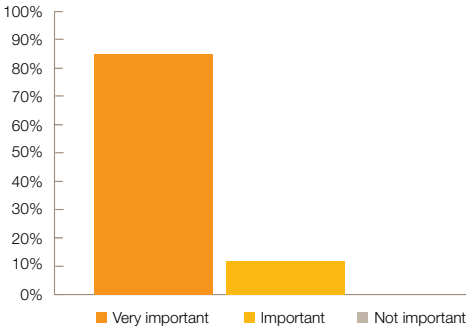
The information contained in these case studies are based on real life cases and are published with the permission of the clients. However, at the patient 'Mark's' request, personal details have been removed.



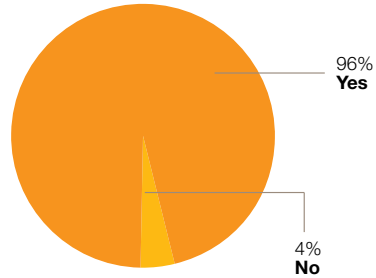
# What do people think of Best Doctors?

Some graphs from the regular quality survey of clients who have used the services provide the best answer.

MLC provides you with access to the Best Doctors' service as part of their Critical Illness plan. How important is this for you?



Do you intend to tell your friends and family about Best Doctors?



Source: Best Doctors, Quality Survey Results, April 2012.

# Do you have a question?

## Who selects the 'Best Doctors'?

Best Doctors believes that doctors and specialists are the best qualified to evaluate the experience and skill sets of other specialists and to identify those who are at the peak of their field.

Only current medical specialists within the Best Doctors' network nominate and vote for peers to join.

As part of the process, the specialists are asked the same question:

**'If you, or a family member, need a doctor in your speciality, who would you refer them to?'**

The result is the ultimate vote as to who is the doctors' choice.

## What happens once your medical records have been collected?

At the request of the Best Doctors in Australia, a team of medical experts in Boston (including Harvard-trained specialists) review your case in rigorous detail by:

- identifying the important issues in your case
- identifying specific questions or concerns you may have, and
- distilling the specifics of the case into a detailed Clinical Summary.

Best Doctors then searches its global network of 50,000, leading peer-nominated medical specialists to identify who is best suited to review your case.

The leading specialist receives your medical information and conducts a thorough analysis of your case. The specialist then writes a report based on your key issues and concerns.

Prior to sending this report to you, a medical professional from Best Doctors in Australia will call and review the key findings of your report with you.

You will then receive your report that you may want to share with your doctor.

## Will my local doctor(s) be familiar with Best Doctors?

Best Doctors has formed an Australian-based Medical Advisory Board. One role of this Board is to help educate doctors, at a local level, about Best Doctors.

From an operational perspective, Best Doctors collects medical records, diagnostic tests and pathology through departments of the hospital where you or a family member has been treated.

If Best Doctors needs to approach your doctor to request your medical records, they will fully explain the service.

Best Doctors will also have to show that they have your permission to collect medical records, and the reason(s) for doing so.

Over the past 20 years, Best Doctors has established itself in 30 countries worldwide and has experienced acceptance with treating physicians in about 98% of their cases.

# Do you have a question?

## How can Best Doctors help local doctors?

These days, it's virtually impossible for any doctor to stay informed of the evolving techniques, medications and treatments for every medical condition.

As a result of sharing your Best Doctors InterConsultation report with your treating doctor(s), leading medical specialists may provide them with valuable insights.

These may be regarding complicated medical conditions and additional information on innovative diagnostic and treatment protocols that might not be readily available.

## What personal information is provided to MLC if I use the Best Doctors' services?

Rest assured, your privacy is fully protected.

- MLC will not receive a copy of your InterConsultation report from Best Doctors.
- Nor will we accept your InterConsultation report in support of a claim.
- Best Doctors will not share the names of participants with MLC.
- MLC will not ask you for a copy of the InterConsultation report, nor will we accept a copy of the report from you.
- If a copy of an InterConsultation report is received by us, it will be promptly returned to the sender.
- If received, a copy of your InterConsultation report will not be retained on our system.

However, your local treating specialist (with your permission) may use information from the InterConsultation report when submitting medical information to MLC.

## Will the Best Doctors' service affect an insurance claim?

Best Doctors will not share their findings with MLC and your use of the service won't affect the assessment of a claim.

The Best Doctors' InterConsultation report can't be used to support a claim with MLC; nor will we ask for a Best Doctors' report in connection with a claim.

However, your treating specialist may, with your consent, share information from the Best Doctors InterConsultation report with MLC. Your privacy will be protected throughout the process.

### Further questions?

If you have any further questions please visit [www.askbestdoctors.com/aus](http://www.askbestdoctors.com/aus) or call Best Doctors on **1800 186 088**.

## Important information

Best Doctors isn't insurance (including health insurance) and it doesn't replace your relationship with your current doctor or medical specialist.

Information about the history of Best Doctors and choice of specialists was sourced from Best Doctors.

MLC reserves the right to withdraw the service at any time or to change the terms on which the service is provided to customers.

Copyright 1998–2011 Best Doctors. All Rights Reserved.

Best Doctors, the star-in-cross logo and InterConsultation are trademarks, or registered trademarks, of Best Doctors in the European Community, the United States and in other countries and are used under license.

This brochure has been prepared by MLC Limited (ABN 90 000 000 402, AFSL 230694) of 105–153 Miller Street, North Sydney, NSW 2060, a member of the National Australia Group of companies and is intended to provide general information only, without taking into account any person's objectives, financial situation or needs.

The content of this brochure is correct at 1 September 2012 but may be subject to change. No part of this brochure may be reproduced without permission from MLC.



ML registration number D-177-00032.

This document has been printed on paper sourced from well managed, environmentally sustainable plantation forests and has been printed by an ISO14001 accredited organisation, so there's a minimum effect on the environment.

It's part of our campaign to maintain our carbon neutral footprint and reduce global warming.



For more information  
call MLC from anywhere  
in Australia on **132 652**  
or contact your adviser.

**Registered office:**  
Ground Floor, MLC Building  
105–153 Miller Street  
North Sydney NSW 2060

**[mlc.com.au](http://mlc.com.au)**